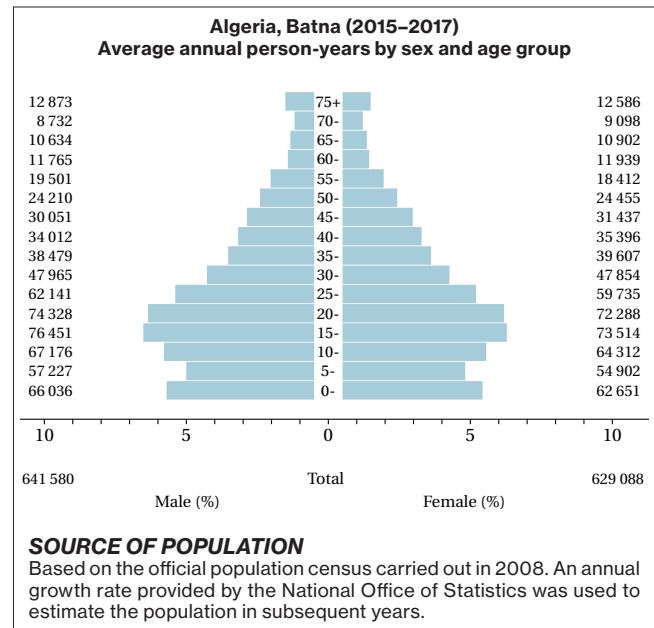


Algeria, Batna

CONTRIBUTORS

Fayçal Beichi
Maaref Abdel-Ouahab
Oudjehih Messaouda
Wassila Benbrahim



NOTES ON THE DATA

*No official mortality data. No DCO registrations.

20 major cancers, ASR (World) per 100 000

<i>Male</i>		<i>Female</i>	
Trachea, bronchus, and lung	15.5	Breast	44.5
Prostate	8.4	Thyroid	10.8
Colon	7.9	Colon	8.7
Bladder	7.1	Gallbladder etc.	6.4
Stomach	6.5	Brain and nervous system	5.6
Rectum	5.5	Rectum	5.3
Non-melanoma skin cancer	5.3	Ovary	4.9
Pancreas	4.9	Cervix uteri	4.1
Nasopharynx	4.7	Stomach	3.9
Brain and nervous system	4.2	Non-Hodgkin lymphoma	3.8
Larynx	4.1	Liver	3.1
Non-Hodgkin lymphoma	4.1	Corpus uteri	3.0
Myeloid leukaemia	3.1	Pancreas	2.3
Gallbladder etc.	2.7	Myeloid leukaemia	2.3
Liver	2.7	Nasopharynx	2.1
Kidney	2.2	Trachea, bronchus, and lung	2.0
Other and unspecified	1.9	Kidney	1.9
Multiple myeloma	1.9	Multiple myeloma	1.8
Lymphoid leukaemia	1.7	Hodgkin lymphoma	1.7
Connective and soft tissue	1.4	Non-melanoma skin cancer	1.6
All sites	107.8	All sites	132.0

*Algeria, Batna (2015–2017)

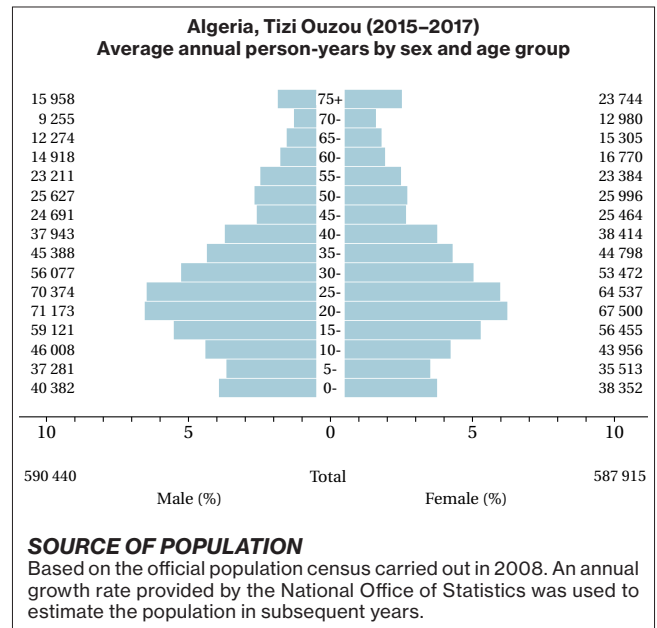
SITE	Male						Female						ICD-10
	No. cases	Freq. (%)	Crude rate (per 100 000)	ASR world	Cum. rates 0–64 (%)	0–74 (%)	No. cases	Freq. (%)	Crude rate (per 100 000)	ASR world	Cum. rates 0–64 (%)	0–74 (%)	
Lip	0	0.0	0.0	0.0	0.00	0.00	0	0.0	0.0	0.0	0.00	0.00	C00
Tongue	2	0.1	0.1	0.1	0.00	0.02	3	0.2	0.2	0.2	0.01	0.03	C01–02
Mouth	8	0.6	0.4	0.6	0.06	0.06	4	0.2	0.2	0.3	0.01	0.03	C03–06
Salivary glands	11	0.8	0.6	0.7	0.03	0.06	5	0.3	0.3	0.3	0.01	0.03	C07–08
Tonsil	0	0.0	0.0	0.0	0.00	0.00	0	0.0	0.0	0.0	0.00	0.00	C09
Other oropharynx	2	0.1	0.1	0.2	0.02	0.02	0	0.0	0.0	0.0	0.00	0.00	C10
Nasopharynx	71	4.9	3.7	4.7	0.41	0.50	33	1.7	1.7	2.1	0.19	0.22	C11
Hypopharynx	1	0.1	0.1	0.1	0.01	0.01	2	0.1	0.1	0.1	0.01	0.01	C12–13
Pharynx unspecified	0	0.0	0.0	0.0	0.00	0.00	0	0.0	0.0	0.0	0.00	0.00	C14
Oesophagus	15	1.0	0.8	1.1	0.08	0.10	11	0.6	0.6	0.8	0.07	0.08	C15
Stomach	92	6.3	4.8	6.5	0.43	0.75	57	2.9	3.0	3.9	0.32	0.37	C16
Small intestine	8	0.6	0.4	0.5	0.05	0.05	5	0.3	0.3	0.4	0.02	0.06	C17
Colon	109	7.5	5.7	7.9	0.39	0.99	122	6.3	6.5	8.7	0.69	0.92	C18
Rectum	76	5.2	3.9	5.5	0.40	0.62	74	3.8	3.9	5.3	0.37	0.55	C19–20
Anus	5	0.3	0.3	0.4	0.04	0.04	3	0.2	0.2	0.2	0.01	0.02	C21
Liver	38	2.6	2.0	2.7	0.15	0.27	41	2.1	2.2	3.1	0.18	0.35	C22
Gallbladder etc.	36	2.5	1.9	2.7	0.22	0.26	83	4.3	4.4	6.4	0.39	0.77	C23–24
Pancreas	68	4.7	3.5	4.9	0.19	0.55	32	1.7	1.7	2.3	0.11	0.26	C25
Nose, sinuses etc.	3	0.2	0.2	0.2	0.01	0.01	4	0.2	0.2	0.2	0.02	0.03	C30–31
Larynx	51	3.5	2.6	4.1	0.33	0.52	4	0.2	0.2	0.3	0.01	0.05	C32
Trachea, bronchus, and lung	201	13.9	10.4	15.5	1.02	1.88	28	1.4	1.5	2.0	0.13	0.24	C33–34
Other thoracic organs	6	0.4	0.3	0.4	0.04	0.06	2	0.1	0.1	0.1	0.01	0.01	C37–38
Bone	16	1.1	0.8	0.9	0.07	0.07	23	1.2	1.2	1.3	0.09	0.11	C40–41
Melanoma of skin	9	0.6	0.5	0.6	0.04	0.06	10	0.5	0.5	0.7	0.05	0.07	C43
Other skin	72	5.0	3.7	5.3	0.31	0.64	27	1.4	1.4	1.6	0.07	0.14	C44
Mesothelioma	5	0.3	0.3	0.3	0.01	0.02	3	0.2	0.2	0.2	0.00	0.02	C45
Kaposi sarcoma	2	0.1	0.1	0.1	0.00	0.02	1	0.1	0.1	0.1	0.00	0.00	C46
Connective and soft tissue	22	1.5	1.1	1.4	0.10	0.16	8	0.4	0.4	0.5	0.05	0.05	C47+C49
Breast	16	1.1	0.8	1.1	0.05	0.12	675	34.9	35.8	44.5	3.92	4.48	C50
Vulva							5	0.3	0.3	0.4	0.02	0.04	C51
Vagina							3	0.2	0.2	0.3	0.02	0.03	C52
Cervix uteri							56	2.9	3.0	4.1	0.35	0.47	C53
Corpus uteri							38	2.0	2.0	3.0	0.21	0.42	C54
Uterus unspecified							5	0.3	0.3	0.3	0.02	0.04	C55
Ovary							68	3.5	3.6	4.9	0.38	0.56	C56
Other female genital organs							4	0.2	0.2	0.3	0.02	0.04	C57
Placenta							0	0.0	0.0	0.0	0.00	0.00	C58
Penis	0	0.0	0.0	0.0	0.00	0.00							C60
Prostate	114	7.9	5.9	8.4	0.28	0.97							C61
Testis	12	0.8	0.6	0.6	0.04	0.04							C62
Other male genital organs	3	0.2	0.2	0.2	0.01	0.03							C63
Kidney	32	2.2	1.7	2.2	0.14	0.25	27	1.4	1.4	1.9	0.13	0.21	C64
Renal pelvis	0	0.0	0.0	0.0	0.00	0.00	0	0.0	0.0	0.0	0.00	0.00	C65
Ureter	0	0.0	0.0	0.0	0.00	0.00	0	0.0	0.0	0.0	0.00	0.00	C66
Bladder	96	6.6	5.0	7.1	0.40	0.81	8	0.4	0.4	0.6	0.04	0.05	C67
Other urinary organs	0	0.0	0.0	0.0	0.00	0.00	2	0.1	0.1	0.2	0.01	0.01	C68
Eye	2	0.1	0.1	0.1	0.00	0.00	2	0.1	0.1	0.1	0.01	0.01	C69
Brain and nervous system	66	4.6	3.4	4.2	0.33	0.42	88	4.5	4.7	5.6	0.47	0.54	C70–72
Thyroid	20	1.4	1.0	1.3	0.10	0.15	176	9.1	9.3	10.8	0.95	1.07	C73
Adrenal gland	2	0.1	0.1	0.2	0.02	0.02	2	0.1	0.1	0.1	0.01	0.01	C74
Other endocrine	4	0.3	0.2	0.3	0.02	0.02	4	0.2	0.2	0.3	0.01	0.04	C75
Hodgkin lymphoma	23	1.6	1.2	1.2	0.10	0.11	37	1.9	2.0	1.7	0.13	0.13	C81
Non-Hodgkin lymphoma	64	4.4	3.3	4.1	0.27	0.43	55	2.8	2.9	3.8	0.26	0.39	C82–86,C96
Immunoproliferative diseases	3	0.2	0.2	0.2	0.02	0.02	3	0.2	0.2	0.3	0.01	0.04	C88
Multiple myeloma	22	1.5	1.1	1.9	0.15	0.23	24	1.2	1.3	1.8	0.10	0.22	C90
Lymphoid leukaemia	30	2.1	1.6	1.7	0.09	0.14	27	1.4	1.4	1.6	0.07	0.10	C91
Myeloid leukaemia	51	3.5	2.6	3.1	0.21	0.34	37	1.9	2.0	2.3	0.16	0.21	C92–94
Leukaemia unspecified	3	0.2	0.2	0.1	0.01	0.01	3	0.2	0.2	0.2	0.01	0.01	C95
Myeloproliferative disorders	5	0.3	0.3	0.3	0.02	0.02	7	0.4	0.4	0.4	0.03	0.05	MPD
Myelodysplastic syndromes	1	0.1	0.1	0.1	0.00	0.00	2	0.1	0.1	0.1	0.01	0.01	MPS
Other and unspecified	24	1.7	1.2	1.9	0.13	0.25	20	1.0	1.1	1.5	0.10	0.17	O&U
All sites	1522		79.1	107.8	6.84	12.15	1963		104.0	132.0	10.27	13.76	C00–96
All sites except C44	1450	100.0	75.3	102.5	6.53	11.51	1936	100.0	102.6	130.4	10.21	13.62	C00–96 exc. C44

*See note following population pyramid

Algeria, Tizi Ouzou

CONTRIBUTORS

Fadhila Toudeft
Faiza Issiakhem
Fazilet Saidi
Hakima Messad
Nadia Kitous
F/Zahra Benserai



NOTES ON THE DATA

*No official mortality data. No DCO registrations.

†C67 (bladder cancer) includes neoplasms of uncertain or unknown behaviour together with invasive cancers.

20 major cancers, ASR (World) per 100 000

<i>Male</i>		<i>Female</i>	
Prostate	25.2	Breast	58.7
Trachea, bronchus, and lung	21.9	Colon	10.9
Bladder	20.6	Thyroid	10.0
Colon	14.3	Cervix uteri	7.9
Rectum	10.0	Rectum	7.0
Brain and nervous system	7.9	Ovary	6.3
Non-melanoma skin cancer	6.1	Brain and nervous system	5.0
Stomach	5.6	Stomach	4.6
Pancreas	5.0	Non-melanoma skin cancer	4.2
Non-Hodgkin lymphoma	4.4	Non-Hodgkin lymphoma	4.0
Gallbladder etc.	4.0	Multiple myeloma	3.8
Other and unspecified	3.4	Gallbladder etc.	3.7
Multiple myeloma	3.4	Bladder	3.3
Nasopharynx	3.2	Pancreas	3.1
Larynx	2.6	Corpus uteri	2.9
Kidney	2.6	Other and unspecified	2.6
Hodgkin lymphoma	2.2	Trachea, bronchus, and lung	2.6
Thyroid	2.1	Kidney	2.6
Liver	1.9	Hodgkin lymphoma	2.5
Oesophagus	1.6	Liver	1.6
All sites	162.4	All sites	162.8

*Algeria, Tizi Ouzou (2015–2017)

SITE	Male						Female						ICD-10
	§No. cases	Freq. (%)	Crude rate (per 100 000)	ASR world	Cum. rates 0–64 (%)	0–74 (%)	§No. cases	Freq. (%)	Crude rate (per 100 000)	ASR world	Cum. rates 0–64 (%)	0–74 (%)	
Lip	6	0.2	0.3	0.4	0.02	0.03	1	0.0	0.1	0.1	0.01	0.01	C00
Tongue	8	0.3	0.5	0.5	0.03	0.08	11	0.4	0.6	0.7	0.04	0.10	C01–02
Mouth	6	0.2	0.3	0.4	0.02	0.04	7	0.3	0.4	0.4	0.03	0.04	C03–06
Salivary glands	7	0.3	0.4	0.5	0.03	0.08	7	0.3	0.4	0.3	0.02	0.03	C07–08
Tonsil	3	0.1	0.2	0.2	0.02	0.04	2	0.1	0.1	0.1	0.01	0.02	C09
Other oropharynx	0	0.0	0.0	0.0	0.00	0.00	0	0.0	0.0	0.0	0.00	0.00	C10
Nasopharynx	53	2.2	3.0	3.2	0.26	0.33	27	1.0	1.5	1.6	0.12	0.14	C11
Hypopharynx	1	0.0	0.1	0.0	0.00	0.00	1	0.0	0.1	0.1	0.01	0.01	C12–13
Pharynx unspecified	0	0.0	0.0	0.0	0.00	0.00	2	0.1	0.1	0.1	0.01	0.01	C14
Oesophagus	22	0.9	1.2	1.6	0.08	0.23	22	0.8	1.2	1.1	0.08	0.15	C15
Stomach	88	3.7	5.0	5.6	0.38	0.66	89	3.2	5.0	4.6	0.24	0.54	C16
Small intestine	12	0.5	0.7	0.8	0.07	0.10	12	0.4	0.7	0.7	0.04	0.07	C17
Colon	221	9.2	12.5	14.3	0.73	1.78	196	7.0	11.1	10.9	0.77	1.24	C18
Rectum	151	6.3	8.5	10.0	0.60	1.19	129	4.6	7.3	7.0	0.49	0.82	C19–20
Anus	5	0.2	0.3	0.3	0.03	0.04	4	0.1	0.2	0.3	0.02	0.03	C21
Liver	30	1.2	1.7	1.9	0.05	0.25	31	1.1	1.8	1.6	0.10	0.20	C22
Gallbladder etc.	59	2.5	3.3	4.0	0.25	0.51	68	2.4	3.9	3.7	0.19	0.44	C23–24
Pancreas	74	3.1	4.2	5.0	0.33	0.60	55	2.0	3.1	3.1	0.16	0.42	C25
Nose, sinuses etc.	4	0.2	0.2	0.3	0.01	0.04	1	0.0	0.1	0.0	0.00	0.00	C30–31
Larynx	40	1.7	2.3	2.6	0.15	0.34	5	0.2	0.3	0.2	0.01	0.03	C32
Trachea, bronchus, and lung	333	13.8	18.8	21.9	1.11	2.83	49	1.8	2.8	2.6	0.17	0.30	C33–34
Other thoracic organs	10	0.4	0.6	0.6	0.05	0.06	8	0.3	0.5	0.5	0.04	0.05	C37–38
Bone	18	0.7	1.0	1.2	0.06	0.11	19	0.7	1.1	1.1	0.08	0.08	C40–41
Melanoma of skin	20	0.8	1.1	1.4	0.08	0.21	12	0.4	0.7	0.6	0.04	0.06	C43
Other skin	94	3.9	5.3	6.1	0.37	0.70	91	3.3	5.2	4.2	0.19	0.39	C44
Mesothelioma	2	0.1	0.1	0.1	0.00	0.01	1	0.0	0.1	0.0	0.00	0.00	C45
Kaposi sarcoma	2	0.1	0.1	0.1	0.00	0.02	3	0.1	0.2	0.2	0.01	0.02	C46
Connective and soft tissue	24	1.0	1.4	1.3	0.07	0.13	22	0.8	1.2	1.2	0.09	0.10	C47+C49
Breast	18	0.7	1.0	1.2	0.07	0.15	1001	35.9	56.8	58.7	4.92	5.90	C50
Vulva							14	0.5	0.8	0.7	0.04	0.06	C51
Vagina							3	0.1	0.2	0.1	0.00	0.01	C52
Cervix uteri							138	4.9	7.8	7.9	0.46	0.99	C53
Corpus uteri							49	1.8	2.8	2.9	0.25	0.36	C54
Uterus unspecified							16	0.6	0.9	1.0	0.07	0.12	C55
Ovary							104	3.7	5.9	6.3	0.47	0.72	C56
Other female genital organs							5	0.2	0.3	0.3	0.00	0.04	C57
Placenta							2	0.1	0.1	0.1	0.01	0.01	C58
Penis	1	0.0	0.1	0.0	0.00	0.00							C60
Prostate	386	16.0	21.8	25.2	1.04	3.27							C61
Testis	19	0.8	1.1	1.0	0.08	0.08							C62
Other male genital organs	2	0.1	0.1	0.1	0.00	0.02							C63
Kidney	42	1.7	2.4	2.6	0.19	0.25	40	1.4	2.3	2.6	0.16	0.32	C64
Renal pelvis	1	0.0	0.1	0.1	0.01	0.01	0	0.0	0.0	0.0	0.00	0.00	C65
Ureter	0	0.0	0.0	0.0	0.00	0.00	0	0.0	0.0	0.0	0.00	0.00	C66
†Bladder	319	13.3	18.0	20.6	0.94	2.73	66	2.4	3.7	3.3	0.14	0.37	C67
Other urinary organs	1	0.0	0.1	0.1	0.01	0.01	1	0.0	0.1	0.1	0.00	0.01	C68
Eye	3	0.1	0.2	0.2	0.02	0.02	7	0.3	0.4	0.5	0.02	0.02	C69
Brain and nervous system	114	4.7	6.4	7.9	0.62	0.87	85	3.0	4.8	5.0	0.33	0.54	C70–72
Thyroid	35	1.5	2.0	2.1	0.17	0.23	175	6.3	9.9	10.0	0.86	0.97	C73
Adrenal gland	6	0.2	0.3	0.5	0.03	0.03	1	0.0	0.1	0.1	0.00	0.00	C74
Other endocrine	2	0.1	0.1	0.2	0.01	0.02	3	0.1	0.2	0.2	0.02	0.02	C75
Hodgkin lymphoma	38	1.6	2.1	2.2	0.15	0.17	53	1.9	3.0	2.5	0.18	0.20	C81
Non-Hodgkin lymphoma	67	2.8	3.8	4.4	0.27	0.56	71	2.5	4.0	4.0	0.27	0.42	C82–86,C96
Immunoproliferative diseases	5	0.2	0.3	0.3	0.03	0.03	2	0.1	0.1	0.1	0.01	0.01	C88
Multiple myeloma	52	2.2	2.9	3.4	0.22	0.38	68	2.4	3.9	3.8	0.27	0.46	C90
Lymphoid leukaemia	18	0.7	1.0	1.1	0.05	0.09	23	0.8	1.3	1.5	0.08	0.10	C91
Myeloid leukaemia	16	0.7	0.9	0.9	0.05	0.09	21	0.8	1.2	1.1	0.09	0.14	C92–94
Leukaemia unspecified	9	0.4	0.5	0.6	0.04	0.07	12	0.4	0.7	0.7	0.03	0.06	C95
Myeloproliferative disorders	0	0.0	0.0	0.0	0.00	0.00	0	0.0	0.0	0.0	0.00	0.00	MPD
Myelodysplastic syndromes	0	0.0	0.0	0.0	0.00	0.00	0	0.0	0.0	0.0	0.00	0.00	MPS
Other and unspecified	52	2.2	2.9	3.4	0.22	0.44	48	1.7	2.7	2.6	0.15	0.30	O&U
All sites	2499		141.1	162.4	9.04	19.95	2883		163.5	162.8	11.80	17.50	C00–96
All sites except C44	2405	100.0	135.8	156.3	8.66	19.25	2792	100.0	158.3	158.7	11.60	17.11	C00–96 exc.C44

§Includes 4 cases of unknown age

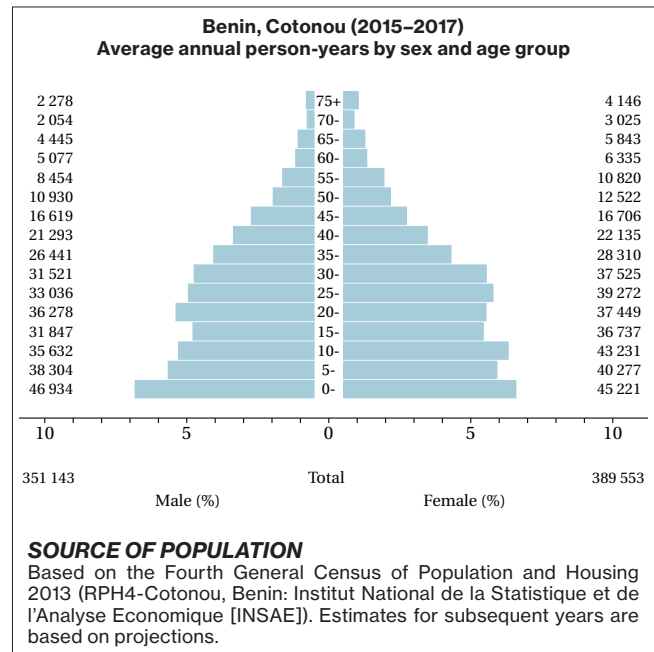
§Includes 2 cases of unknown age

*†See note following population pyramid

Benin, Cotonou

CONTRIBUTORS

Freddy Houéhanou Rodrigue Gnanon
 Salmane Ariyoh Amidou
 Marcel Egue
 Cosme Toume
 Constantine Worou
 Marie-Thérèse Akele-Akpo
 Dismand Stephan Houinato



NOTES ON THE DATA

*No official mortality data. No DCO registrations.

20 major cancers, ASR (World) per 100 000

<i>Male</i>		<i>Female</i>	
Prostate	32.5	Breast	25.3
Liver	10.6	Cervix uteri	16.1
Colon	5.7	Corpus uteri	4.2
Stomach	4.6	Liver	3.4
Non-melanoma skin cancer	3.4	Ovary	3.3
Oesophagus	3.4	Oesophagus	3.2
Lymphoid leukaemia	3.2	Stomach	3.1
Rectum	2.7	Bone	2.3
Brain and nervous system	2.2	Colon	2.3
Pancreas	2.1	Myeloid leukaemia	2.2
Non-Hodgkin lymphoma	2.1	Pancreas	2.1
Myeloid leukaemia	2.0	Non-melanoma skin cancer	1.8
Bone	1.8	Other and unspecified	1.8
Salivary glands	1.8	Non-Hodgkin lymphoma	1.6
Bladder	1.7	Salivary glands	1.4
Kidney	1.6	Rectum	1.3
Breast	1.6	Trachea, bronchus, and lung	1.2
Anus	1.5	Mouth	1.1
Trachea, bronchus, and lung	1.4	Thyroid	1.0
Leukaemia unspecified	1.2	Eye	0.9
All sites	97.7	All sites	88.7

*Benin, Cotonou (2015–2017)

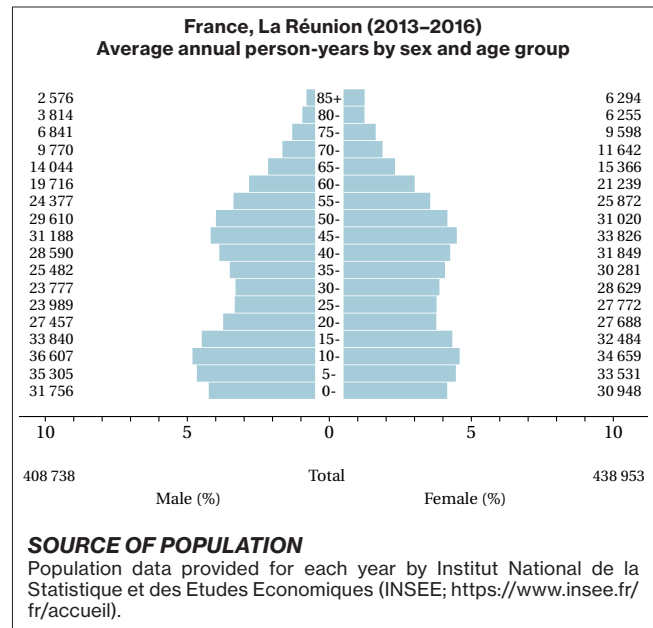
SITE	Male						Female						ICD-10
	No. cases	Freq. (%)	Crude rate (per 100 000)	ASR world	Cum. rates 0–64 (%)	0–74 (%)	No. cases	Freq. (%)	Crude rate (per 100 000)	ASR world	Cum. rates 0–64 (%)	0–74 (%)	
Lip	1	0.2	0.1	0.1	0.01	0.01	1	0.1	0.1	0.1	0.01	0.01	C00
Tongue	3	0.6	0.3	0.6	0.02	0.10	0	0.0	0.0	0.0	0.00	0.00	C01–02
Mouth	2	0.4	0.2	0.2	0.01	0.01	8	1.2	0.7	1.1	0.09	0.12	C03–06
Salivary glands	10	2.0	0.9	1.8	0.12	0.21	10	1.5	0.9	1.4	0.07	0.21	C07–08
Tonsil	0	0.0	0.0	0.0	0.00	0.00	1	0.1	0.1	0.1	0.01	0.01	C09
Other oropharynx	4	0.8	0.4	0.5	0.05	0.05	1	0.1	0.1	0.1	0.02	0.02	C10
Nasopharynx	5	1.0	0.5	0.7	0.07	0.07	5	0.7	0.4	0.5	0.03	0.03	C11
Hypopharynx	1	0.2	0.1	0.1	0.01	0.01	1	0.1	0.1	0.2	0.03	0.03	C12–13
Pharynx unspecified	3	0.6	0.3	0.3	0.02	0.02	7	1.0	0.6	0.6	0.06	0.06	C14
Oesophagus	16	3.2	1.5	3.4	0.18	0.46	19	2.8	1.6	3.2	0.22	0.45	C15
Stomach	24	4.8	2.3	4.6	0.35	0.55	21	3.1	1.8	3.1	0.21	0.35	C16
Small intestine	4	0.8	0.4	0.9	0.05	0.13	3	0.4	0.3	0.5	0.05	0.05	C17
Colon	29	5.8	2.8	5.7	0.30	0.82	18	2.6	1.5	2.3	0.19	0.21	C18
Rectum	15	3.0	1.4	2.7	0.17	0.29	10	1.5	0.9	1.3	0.11	0.14	C19–20
Anus	10	2.0	0.9	1.5	0.09	0.21	2	0.3	0.2	0.3	0.04	0.04	C21
Liver	68	13.5	6.5	10.6	0.65	1.25	24	3.5	2.1	3.4	0.26	0.38	C22
Gallbladder etc.	6	1.2	0.6	1.1	0.05	0.13	5	0.7	0.4	0.5	0.04	0.04	C23–24
Pancreas	13	2.6	1.2	2.1	0.17	0.25	13	1.9	1.1	2.1	0.09	0.26	C25
Nose, sinuses etc.	3	0.6	0.3	0.4	0.04	0.04	2	0.3	0.2	0.1	0.01	0.01	C30–31
Larynx	4	0.8	0.4	0.9	0.03	0.12	1	0.1	0.1	0.1	0.00	0.00	C32
Trachea, bronchus, and lung	9	1.8	0.9	1.4	0.10	0.13	7	1.0	0.6	1.2	0.08	0.19	C33–34
Other thoracic organs	0	0.0	0.0	0.0	0.00	0.00	0	0.0	0.0	0.0	0.00	0.00	C37–38
Bone	13	2.6	1.2	1.8	0.09	0.25	20	2.9	1.7	2.3	0.20	0.25	C40–41
Melanoma of skin	2	0.4	0.2	0.6	0.00	0.08	1	0.1	0.1	0.2	0.03	0.03	C43
Other skin	23	4.6	2.2	3.4	0.17	0.33	14	2.0	1.2	1.8	0.14	0.22	C44
Mesothelioma	0	0.0	0.0	0.0	0.00	0.00	0	0.0	0.0	0.0	0.00	0.00	C45
Kaposi sarcoma	4	0.8	0.4	0.5	0.04	0.04	1	0.1	0.1	0.1	0.01	0.01	C46
Connective and soft tissue	3	0.6	0.3	0.3	0.03	0.03	3	0.4	0.3	0.4	0.04	0.04	C47+C49
Breast	7	1.4	0.7	1.6	0.12	0.24	225	32.8	19.3	25.3	2.15	2.57	C50
Vulva							6	0.9	0.5	0.8	0.06	0.09	C51
Vagina							2	0.3	0.2	0.3	0.04	0.04	C52
Cervix uteri							118	17.2	10.1	16.1	1.14	1.84	C53
Corpus uteri							23	3.3	2.0	4.2	0.26	0.68	C54
Uterus unspecified							5	0.7	0.4	0.6	0.07	0.07	C55
Ovary							25	3.6	2.1	3.3	0.25	0.40	C56
Other female genital organs							0	0.0	0.0	0.0	0.00	0.00	C57
Placenta							0	0.0	0.0	0.0	0.00	0.00	C58
Penis	0	0.0	0.0	0.0	0.00	0.00							C60
Prostate	127	25.3	12.1	32.5	1.13	3.94							C61
Testis	3	0.6	0.3	0.5	0.01	0.01							C62
Other male genital organs	0	0.0	0.0	0.0	0.00	0.00							C63
Kidney	9	1.8	0.9	1.6	0.09	0.26	6	0.9	0.5	0.8	0.05	0.11	C64
Renal pelvis	0	0.0	0.0	0.0	0.00	0.00	0	0.0	0.0	0.0	0.00	0.00	C65
Ureter	0	0.0	0.0	0.0	0.00	0.00	0	0.0	0.0	0.0	0.00	0.00	C66
Bladder	10	2.0	0.9	1.7	0.10	0.25	2	0.3	0.2	0.3	0.03	0.03	C67
Other urinary organs	0	0.0	0.0	0.0	0.00	0.00	1	0.1	0.1	0.2	0.00	0.06	C68
Eye	2	0.4	0.2	0.4	0.00	0.08	10	1.5	0.9	0.9	0.08	0.08	C69
Brain and nervous system	12	2.4	1.1	2.2	0.15	0.39	8	1.2	0.7	0.9	0.08	0.08	C70–72
Thyroid	0	0.0	0.0	0.0	0.00	0.00	9	1.3	0.8	1.0	0.06	0.11	C73
Adrenal gland	0	0.0	0.0	0.0	0.00	0.00	0	0.0	0.0	0.0	0.00	0.00	C74
Other endocrine	0	0.0	0.0	0.0	0.00	0.00	0	0.0	0.0	0.0	0.00	0.00	C75
Hodgkin lymphoma	5	1.0	0.5	0.4	0.03	0.03	1	0.1	0.1	0.1	0.00	0.00	C81
Non-Hodgkin lymphoma	15	3.0	1.4	2.1	0.15	0.23	14	2.0	1.2	1.6	0.09	0.18	C82–86,C96
Immunoproliferative diseases	0	0.0	0.0	0.0	0.00	0.00	0	0.0	0.0	0.0	0.00	0.00	C88
Multiple myeloma	6	1.2	0.6	0.9	0.07	0.11	5	0.7	0.4	0.7	0.05	0.08	C90
Lymphoid leukaemia	16	3.2	1.5	3.2	0.05	0.20	2	0.3	0.2	0.3	0.04	0.04	C91
Myeloid leukaemia	18	3.6	1.7	2.0	0.19	0.19	20	2.9	1.7	2.2	0.19	0.24	C92–94
Leukaemia unspecified	12	2.4	1.1	1.2	0.05	0.09	5	0.7	0.4	0.4	0.03	0.03	C95
Myeloproliferative disorders	0	0.0	0.0	0.0	0.00	0.00	0	0.0	0.0	0.0	0.00	0.00	MPD
Myelodysplastic syndromes	0	0.0	0.0	0.0	0.00	0.00	0	0.0	0.0	0.0	0.00	0.00	MPS
Other and unspecified	8	1.6	0.8	1.2	0.08	0.08	16	2.3	1.4	1.8	0.15	0.21	O&U
All sites	525		49.8	97.7	5.05	11.68	701		60.0	88.7	6.85	10.07	C00–96
All sites except C44	502	100.0	47.7	94.3	4.88	11.35	687	100.0	58.8	86.9	6.72	9.85	C00–96 exc. C44

*See note following population pyramid

France, La Réunion

CONTRIBUTORS

Emmanuel Chirpaz
Imène Deneche
Cathy Gonthier
Stéphanie Maillot
Malika Omarjee
Karine Pierre
Miguel Saint-Lambert
Geneviève Virapin



NOTES ON THE DATA

*No DCO registrations.

20 major cancers, ASR (World) per 100 000

<i>Male</i>		<i>Female</i>	
Prostate	68.0	Breast	60.1
Trachea, bronchus, and lung	32.8	Colon	16.0
Colon	19.2	Trachea, bronchus, and lung	10.5
Rectum	11.5	Cervix uteri	9.2
Stomach	11.3	Thyroid	7.9
Oesophagus	8.9	Corpus uteri	7.8
Other and unspecified	8.2	Rectum	6.5
Non-Hodgkin lymphoma	7.9	Ovary	6.1
Liver	7.7	Stomach	5.8
Bladder	7.2	Other and unspecified	4.7
Kidney	6.5	Non-Hodgkin lymphoma	4.5
Pancreas	6.3	Pancreas	4.3
Larynx	5.3	Melanoma of skin	4.1
Melanoma of skin	5.1	Brain and nervous system	3.6
Brain and nervous system	4.9	Multiple myeloma	3.2
Lymphoid leukaemia	4.6	Kidney	2.9
Myeloid leukaemia	4.3	Myeloid leukaemia	2.8
Myeloproliferative disorders	4.2	Gallbladder etc.	2.7
Mouth	3.9	Liver	2.6
Tongue	3.7	Lymphoid leukaemia	2.2
All sites	267.4	All sites	187.6

*France, La Réunion (2013–2016)

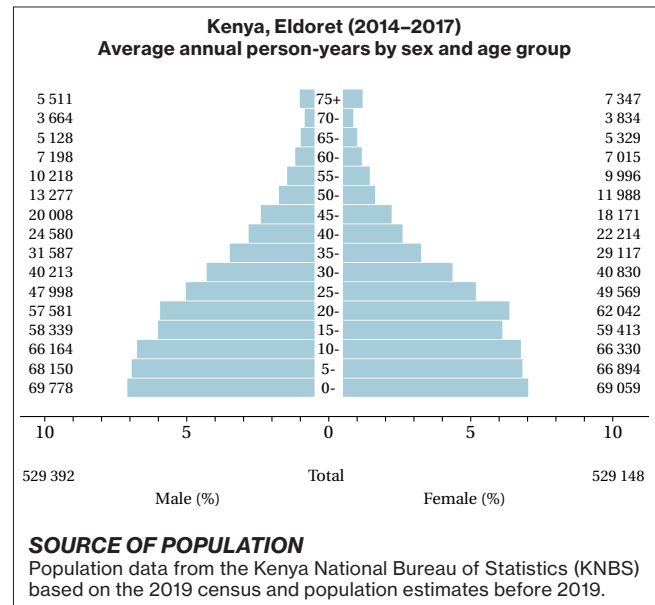
SITE	Male						Female						ICD-10
	No. cases	Freq. (%)	Crude rate (per 100 000)	ASR world	Cum. rates 0–64 (%)	0–74 (%)	No. cases	Freq. (%)	Crude rate (per 100 000)	ASR world	Cum. rates 0–64 (%)	0–74 (%)	
Lip	6	0.1	0.4	0.3	0.01	0.04	1	0.0	0.1	0.0	0.00	0.00	C00
Tongue	80	1.4	4.9	3.7	0.25	0.48	13	0.3	0.7	0.5	0.05	0.07	C01–02
Mouth	84	1.5	5.1	3.9	0.28	0.49	24	0.5	1.4	0.9	0.06	0.09	C03–06
Salivary glands	4	0.1	0.2	0.2	0.01	0.03	12	0.3	0.7	0.5	0.03	0.04	C07–08
Tonsil	66	1.2	4.0	3.1	0.19	0.39	10	0.2	0.6	0.4	0.03	0.04	C09
Other oropharynx	61	1.1	3.7	2.8	0.25	0.33	6	0.1	0.3	0.2	0.02	0.02	C10
Nasopharynx	9	0.2	0.6	0.4	0.03	0.05	5	0.1	0.3	0.3	0.03	0.03	C11
Hypopharynx	71	1.3	4.3	3.4	0.23	0.40	6	0.1	0.3	0.3	0.02	0.04	C12–13
Pharynx unspecified	6	0.1	0.4	0.3	0.02	0.03	0	0.0	0.0	0.0	0.00	0.00	C14
Oesophagus	192	3.4	11.7	8.9	0.64	1.13	25	0.5	1.4	0.9	0.06	0.11	C15
Stomach	244	4.3	14.9	11.3	0.54	1.23	163	3.5	9.3	5.8	0.28	0.65	C16
Small intestine	27	0.5	1.7	1.2	0.06	0.14	20	0.4	1.1	0.8	0.03	0.10	C17
Colon	413	7.3	25.3	19.2	0.94	2.35	434	9.4	24.7	16.0	0.77	1.90	C18
Rectum	246	4.4	15.0	11.5	0.66	1.38	170	3.7	9.7	6.5	0.38	0.74	C19–20
Anus	8	0.1	0.5	0.4	0.03	0.05	21	0.5	1.2	0.8	0.07	0.11	C21
Liver	163	2.9	10.0	7.7	0.35	0.95	69	1.5	3.9	2.6	0.10	0.33	C22
Gallbladder etc.	60	1.1	3.7	2.8	0.18	0.36	78	1.7	4.4	2.7	0.09	0.31	C23–24
Pancreas	139	2.5	8.5	6.3	0.37	0.73	119	2.6	6.8	4.3	0.21	0.51	C25
Nose, sinuses etc.	13	0.2	0.8	0.6	0.03	0.06	3	0.1	0.2	0.1	0.01	0.01	C30–31
Larynx	116	2.1	7.1	5.3	0.41	0.64	5	0.1	0.3	0.2	0.02	0.02	C32
Trachea, bronchus, and lung	701	12.5	42.9	32.8	1.66	4.21	268	5.8	15.3	10.5	0.74	1.28	C33–34
Other thoracic organs	10	0.2	0.6	0.5	0.03	0.06	13	0.3	0.7	0.5	0.04	0.06	C37–38
Bone	20	0.4	1.2	1.1	0.04	0.10	18	0.4	1.0	0.9	0.06	0.08	C40–41
Melanoma of skin	103	1.8	6.3	5.1	0.33	0.56	91	2.0	5.2	4.1	0.28	0.41	C43
Other skin	4	0.1	0.2	0.2	0.02	0.02	8	0.2	0.5	0.5	0.03	0.03	C44
Mesothelioma	4	0.1	0.2	0.2	0.01	0.02	2	0.0	0.1	0.1	0.01	0.01	C45
Kaposi sarcoma	5	0.1	0.3	0.3	0.01	0.02	3	0.1	0.2	0.1	0.00	0.01	C46
Connective and soft tissue	32	0.6	2.0	1.8	0.11	0.14	32	0.7	1.8	1.6	0.09	0.11	C47+C49
Breast	22	0.4	1.3	1.0	0.05	0.10	1416	30.7	80.6	60.1	4.54	6.65	C50
Vulva							25	0.5	1.4	1.0	0.04	0.14	C51
Vagina							6	0.1	0.3	0.2	0.01	0.01	C52
Cervix uteri							218	4.7	12.4	9.2	0.65	0.95	C53
Corpus uteri							191	4.1	10.9	7.8	0.49	1.01	C54
Uterus unspecified							2	0.0	0.1	0.0	0.00	0.00	C55
Ovary							144	3.1	8.2	6.1	0.40	0.67	C56
Other female genital organs							4	0.1	0.2	0.1	0.00	0.01	C57
Placenta							2	0.0	0.1	0.1	0.01	0.01	C58
Penis	13	0.2	0.8	0.6	0.03	0.07							C60
Prostate	1445	25.7	88.4	68.0	2.95	9.35							C61
Testis	46	0.8	2.8	2.8	0.22	0.22							C62
Other male genital organs	0	0.0	0.0	0.0	0.00	0.00							C63
Kidney	136	2.4	8.3	6.5	0.41	0.73	72	1.6	4.1	2.9	0.17	0.31	C64
Renal pelvis	1	0.0	0.1	0.0	0.00	0.00	0	0.0	0.0	0.0	0.00	0.00	C65
Ureter	3	0.1	0.2	0.1	0.00	0.02	2	0.0	0.1	0.1	0.00	0.00	C66
Bladder	157	2.8	9.6	7.2	0.26	0.90	49	1.1	2.8	1.5	0.04	0.15	C67
Other urinary organs	0	0.0	0.0	0.0	0.00	0.00	2	0.0	0.1	0.1	0.00	0.01	C68
Eye	10	0.2	0.6	0.5	0.02	0.06	4	0.1	0.2	0.2	0.01	0.02	C69
Brain and nervous system	90	1.6	5.5	4.9	0.31	0.48	82	1.8	4.7	3.6	0.23	0.33	C70–72
Thyroid	36	0.6	2.2	1.8	0.16	0.19	162	3.5	9.2	7.9	0.63	0.74	C73
Adrenal gland	3	0.1	0.2	0.2	0.01	0.01	8	0.2	0.5	0.4	0.02	0.02	C74
Other endocrine	4	0.1	0.2	0.2	0.01	0.03	0	0.0	0.0	0.0	0.00	0.00	C75
Hodgkin lymphoma	35	0.6	2.1	2.1	0.15	0.16	30	0.7	1.7	1.8	0.11	0.13	C81
Non-Hodgkin lymphoma	158	2.8	9.7	7.9	0.45	0.78	107	2.3	6.1	4.5	0.30	0.48	C82–86,C96
Immunoproliferative diseases	17	0.3	1.0	0.8	0.03	0.06	15	0.3	0.9	0.6	0.03	0.08	C88
Multiple myeloma	79	1.4	4.8	3.6	0.18	0.43	91	2.0	5.2	3.2	0.14	0.38	C90
Lymphoid leukaemia	83	1.5	5.1	4.6	0.24	0.48	44	1.0	2.5	2.2	0.14	0.21	C91
Myeloid leukaemia	86	1.5	5.3	4.3	0.22	0.35	70	1.5	4.0	2.8	0.18	0.25	C92–94
Leukaemia unspecified	0	0.0	0.0	0.0	0.00	0.00	0	0.0	0.0	0.0	0.00	0.00	C95
Myeloproliferative disorders	86	1.5	5.3	4.2	0.24	0.49	53	1.1	3.0	2.1	0.12	0.21	MPD
Myelodysplastic syndromes	58	1.0	3.5	2.6	0.06	0.28	64	1.4	3.6	2.0	0.08	0.18	MPS
Other and unspecified	173	3.1	10.6	8.2	0.41	0.99	135	2.9	7.7	4.7	0.22	0.47	O&U
All sites	5628		344.2	267.4	14.14	32.57	4617		263.0	187.6	12.05	20.55	C00–96
All sites except C44	5624	100.0	344.0	267.2	14.12	32.55	4609	100.0	262.5	187.1	12.02	20.52	C00–96 exc. C44

*See note following population pyramid

Kenya, Eldoret

CONTRIBUTORS

Nathan Gyabi Buziba
 Gladys Chebet Chesumbai
 Jane Chepkosgei Sang
 Jacqueline Nafula Gavana
 Hillary Kipkosgei Mugun
 Anne Chepkorir Koskei
 Eunice Chemutai Rutto



NOTES ON THE DATA

*No official mortality data.

20 major cancers, ASR (World) per 100 000

<i>Male</i>		<i>Female</i>	
Prostate	19.6	Cervix uteri	22.6
Oesophagus	16.0	Breast	20.0
Stomach	5.6	Oesophagus	11.9
Pancreas	3.3	Ovary	4.2
Lymphoid leukaemia	3.2	Colon	3.9
Liver	3.2	Stomach	3.4
Nasopharynx	3.2	Pancreas	3.3
Colon	3.1	Non-Hodgkin lymphoma	3.2
Non-Hodgkin lymphoma	3.0	Liver	2.8
Kaposi sarcoma	2.7	Corpus uteri	2.7
Rectum	2.7	Other and unspecified	2.7
Breast	2.4	Kaposi sarcoma	2.6
Other and unspecified	2.3	Myeloid leukaemia	2.5
Multiple myeloma	2.3	Rectum	2.5
Trachea, bronchus, and lung	2.1	Lymphoid leukaemia	2.1
Myeloid leukaemia	1.9	Multiple myeloma	1.9
Larynx	1.7	Non-melanoma skin cancer	1.5
Non-melanoma skin cancer	1.6	Thyroid	1.4
Melanoma of skin	1.3	Connective and soft tissue	1.3
Tongue	1.3	Gallbladder etc.	1.2
All sites	94.7	All sites	110.7

*Kenya, Eldoret (2014–2017)

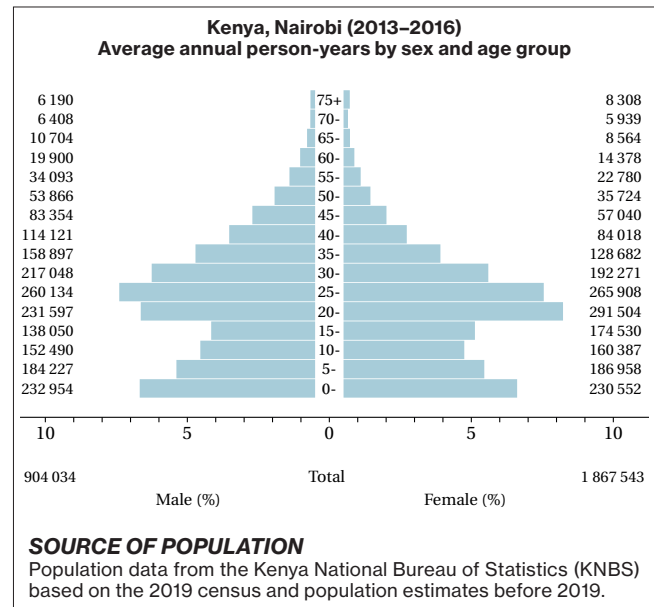
SITE	Male						Female						ICD-10
	No. cases	Freq. (%)	Crude rate (per 100 000)	ASR world	Cum. rates 0–64 (%)	0–74 (%)	No. cases	Freq. (%)	Crude rate (per 100 000)	ASR world	Cum. rates 0–64 (%)	0–74 (%)	
Lip	0	0.0	0.0	0.0	0.00	0.00	0	0.0	0.0	0.0	0.00	0.00	C00
Tongue	14	1.4	0.7	1.3	0.12	0.16	4	0.3	0.2	0.4	0.06	0.06	C01–02
Mouth	4	0.4	0.2	0.4	0.02	0.04	1	0.1	0.0	0.1	0.02	0.02	C03–06
Salivary glands	4	0.4	0.2	0.5	0.02	0.09	8	0.6	0.4	0.6	0.03	0.07	C07–08
Tonsil	0	0.0	0.0	0.0	0.00	0.00	0	0.0	0.0	0.0	0.00	0.00	C09
Other oropharynx	2	0.2	0.1	0.2	0.00	0.03	2	0.2	0.1	0.2	0.01	0.03	C10
Nasopharynx	41	4.0	1.9	3.2	0.23	0.37	17	1.3	0.8	1.1	0.07	0.13	C11
Hypopharynx	3	0.3	0.1	0.2	0.01	0.01	3	0.2	0.1	0.3	0.01	0.04	C12–13
Pharynx unspecified	6	0.6	0.3	0.5	0.06	0.06	2	0.2	0.1	0.1	0.00	0.00	C14
Oesophagus	155	15.2	7.3	16.0	0.96	1.88	111	8.7	5.2	11.9	0.59	1.62	C15
Stomach	54	5.3	2.6	5.6	0.30	0.72	35	2.8	1.7	3.4	0.23	0.44	C16
Small intestine	3	0.3	0.1	0.2	0.02	0.02	1	0.1	0.0	0.1	0.01	0.01	C17
Colon	31	3.0	1.5	3.1	0.21	0.42	43	3.4	2.0	3.9	0.31	0.45	C18
Rectum	29	2.8	1.4	2.7	0.19	0.33	28	2.2	1.3	2.5	0.11	0.32	C19–20
Anus	2	0.2	0.1	0.2	0.00	0.02	4	0.3	0.2	0.4	0.04	0.04	C21
Liver	38	3.7	1.8	3.2	0.22	0.36	30	2.4	1.4	2.8	0.21	0.28	C22
Gallbladder etc.	4	0.4	0.2	0.3	0.01	0.01	11	0.9	0.5	1.2	0.07	0.18	C23–24
Pancreas	31	3.0	1.5	3.3	0.17	0.42	30	2.4	1.4	3.3	0.08	0.53	C25
Nose, sinuses etc.	4	0.4	0.2	0.4	0.01	0.06	2	0.2	0.1	0.2	0.03	0.03	C30–31
Larynx	16	1.6	0.8	1.7	0.14	0.23	2	0.2	0.1	0.3	0.02	0.04	C32
Trachea, bronchus, and lung	22	2.2	1.0	2.1	0.11	0.23	8	0.6	0.4	0.8	0.06	0.09	C33–34
Other thoracic organs	3	0.3	0.1	0.3	0.03	0.03	0	0.0	0.0	0.0	0.00	0.00	C37–38
Bone	24	2.3	1.1	1.2	0.06	0.08	13	1.0	0.6	0.6	0.02	0.05	C40–41
Melanoma of skin	13	1.3	0.6	1.3	0.08	0.18	8	0.6	0.4	0.8	0.05	0.10	C43
Other skin	22	2.2	1.0	1.6	0.13	0.13	18	1.4	0.9	1.5	0.13	0.19	C44
Mesothelioma	0	0.0	0.0	0.0	0.00	0.00	0	0.0	0.0	0.0	0.00	0.00	C45
Kaposi sarcoma	43	4.2	2.0	2.7	0.24	0.24	42	3.3	2.0	2.6	0.21	0.26	C46
Connective and soft tissue	19	1.9	0.9	0.9	0.08	0.08	22	1.7	1.0	1.3	0.09	0.11	C47+C49
Breast	21	2.1	1.0	2.4	0.14	0.34	245	19.3	11.6	20.0	1.49	2.06	C50
Vulva							12	0.9	0.6	0.7	0.05	0.08	C51
Vagina							1	0.1	0.0	0.1	0.00	0.02	C52
Cervix uteri							252	19.8	11.9	22.6	1.75	2.66	C53
Corpus uteri							26	2.0	1.2	2.7	0.22	0.32	C54
Uterus unspecified							9	0.7	0.4	0.8	0.07	0.07	C55
Ovary							48	3.8	2.3	4.2	0.29	0.46	C56
Other female genital organs							1	0.1	0.0	0.1	0.01	0.01	C57
Placenta							1	0.1	0.0	0.0	0.00	0.00	C58
Penis	3	0.3	0.1	0.4	0.03	0.07							C60
Prostate	167	16.3	7.9	19.6	0.31	2.62							C61
Testis	1	0.1	0.0	0.0	0.00	0.00							C62
Other male genital organs	0	0.0	0.0	0.0	0.00	0.00							C63
Kidney	18	1.8	0.9	1.1	0.04	0.09	13	1.0	0.6	0.9	0.02	0.07	C64
Renal pelvis	0	0.0	0.0	0.0	0.00	0.00	1	0.1	0.0	0.1	0.00	0.00	C65
Ureter	0	0.0	0.0	0.0	0.00	0.00	0	0.0	0.0	0.0	0.00	0.00	C66
Bladder	10	1.0	0.5	0.9	0.07	0.10	8	0.6	0.4	0.9	0.04	0.13	C67
Other urinary organs	0	0.0	0.0	0.0	0.00	0.00	0	0.0	0.0	0.0	0.00	0.00	C68
Eye	11	1.1	0.5	0.7	0.03	0.08	10	0.8	0.5	0.7	0.07	0.07	C69
Brain and nervous system	16	1.6	0.8	1.0	0.05	0.14	11	0.9	0.5	0.7	0.07	0.07	C70–72
Thyroid	4	0.4	0.2	0.5	0.02	0.06	17	1.3	0.8	1.4	0.13	0.13	C73
Adrenal gland	0	0.0	0.0	0.0	0.00	0.00	1	0.1	0.0	0.0	0.00	0.00	C74
Other endocrine	0	0.0	0.0	0.0	0.00	0.00	0	0.0	0.0	0.0	0.00	0.00	C75
Hodgkin lymphoma	20	2.0	0.9	1.0	0.08	0.08	14	1.1	0.7	0.8	0.07	0.07	C81
Non-Hodgkin lymphoma	51	5.0	2.4	3.0	0.20	0.26	41	3.2	1.9	3.2	0.23	0.38	C82–86,C96
Immunoproliferative diseases	0	0.0	0.0	0.0	0.00	0.00	0	0.0	0.0	0.0	0.00	0.00	C88
Multiple myeloma	23	2.2	1.1	2.3	0.17	0.30	22	1.7	1.0	1.9	0.14	0.20	C90
Lymphoid leukaemia	41	4.0	1.9	3.2	0.14	0.37	25	2.0	1.2	2.1	0.12	0.26	C91
Myeloid leukaemia	33	3.2	1.6	1.9	0.15	0.18	42	3.3	2.0	2.5	0.16	0.22	C92–94
Leukaemia unspecified	8	0.8	0.4	0.7	0.01	0.09	8	0.6	0.4	0.4	0.03	0.03	C95
Myeloproliferative disorders	1	0.1	0.0	0.0	0.00	0.00	5	0.4	0.2	0.5	0.06	0.06	MPD
Myelodysplastic syndromes	2	0.2	0.1	0.1	0.00	0.00	2	0.2	0.1	0.2	0.01	0.03	MPS
Other and unspecified	28	2.7	1.3	2.3	0.10	0.29	30	2.4	1.4	2.7	0.20	0.33	O&U
All sites	1045		49.3	94.7	4.98	11.29	1290		60.9	110.7	7.69	12.79	C00–96
All sites except C44	1023	100.0	48.3	93.1	4.84	11.15	1272	100.0	60.1	109.2	7.56	12.60	C00–96 exc.C44

*See note following population pyramid

Kenya, Nairobi

CONTRIBUTORS

Anne Korir
Nathan Okerosi
Mary Nyanchama
Newton Mudome
Maureen Lutomia
Robai Gakunga



NOTES ON THE DATA

*No official mortality data.

20 major cancers, ASR (World) per 100 000

<i>Male</i>		<i>Female</i>	
Prostate	48.8	Breast	53.1
Oesophagus	16.1	Cervix uteri	33.8
Stomach	9.5	Oesophagus	14.3
Colon	8.9	Ovary	10.9
Trachea, bronchus, and lung	6.0	Stomach	9.6
Non-Hodgkin lymphoma	5.9	Colon	8.3
Rectum	5.0	Corpus uteri	7.9
Pancreas	4.1	Pancreas	6.0
Non-melanoma skin cancer	3.7	Trachea, bronchus, and lung	5.0
Bladder	3.6	Non-Hodgkin lymphoma	5.0
Liver	3.5	Multiple myeloma	4.8
Multiple myeloma	3.5	Rectum	4.6
Other and unspecified	3.3	Brain and nervous system	4.0
Nasopharynx	3.2	Other and unspecified	3.8
Larynx	3.2	Liver	3.6
Gallbladder etc.	2.7	Gallbladder etc.	3.5
Brain and nervous system	2.7	Non-melanoma skin cancer	3.3
Myeloid leukaemia	2.6	Thyroid	2.9
Kaposi sarcoma	2.2	Myeloid leukaemia	2.6
Lymphoid leukaemia	2.1	Mouth	2.4
All sites	162.2	All sites	213.3

*Kenya, Nairobi (2013–2016)

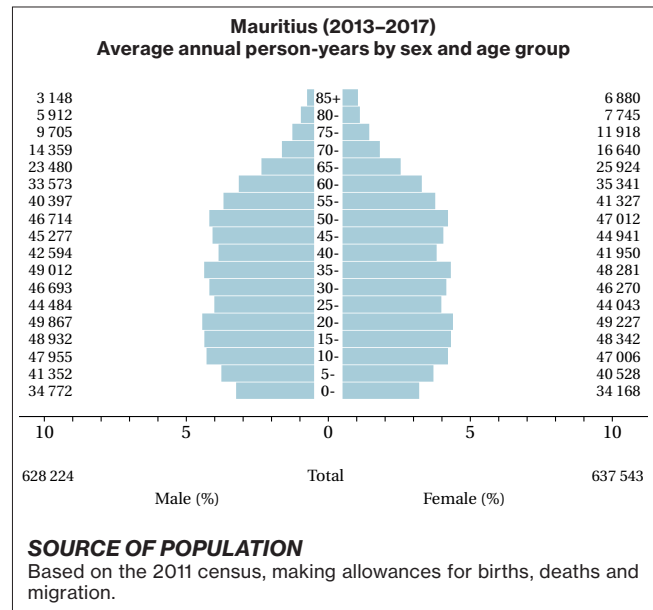
SITE	Male						Female						ICD-10
	No. cases	Freq. (%)	Crude rate (per 100 000)	ASR world	Cum. rates 0–64 (%)	0–74 (%)	No. cases	Freq. (%)	Crude rate (per 100 000)	ASR world	Cum. rates 0–64 (%)	0–74 (%)	
Lip	9	0.2	0.1	0.3	0.01	0.03	4	0.1	0.1	0.1	0.01	0.01	C00
Tongue	45	1.1	0.6	1.7	0.08	0.20	38	0.7	0.5	1.7	0.18	0.20	C01–02
Mouth	54	1.4	0.7	1.8	0.08	0.15	50	0.9	0.7	2.4	0.12	0.30	C03–06
Salivary glands	23	0.6	0.3	0.5	0.05	0.06	20	0.4	0.3	0.6	0.03	0.08	C07–08
Tonsil	6	0.2	0.1	0.3	0.01	0.02	4	0.1	0.1	0.2	0.02	0.04	C09
Other oropharynx	10	0.3	0.1	0.5	0.03	0.07	4	0.1	0.1	0.2	0.01	0.01	C10
Nasopharynx	140	3.5	1.8	3.2	0.24	0.35	62	1.1	0.8	1.7	0.11	0.19	C11
Hypopharynx	26	0.7	0.3	0.8	0.05	0.08	13	0.2	0.2	0.6	0.02	0.08	C12–13
Pharynx unspecified	18	0.5	0.2	0.7	0.05	0.10	5	0.1	0.1	0.2	0.01	0.03	C14
Oesophagus	354	9.0	4.6	16.1	0.67	1.98	281	5.1	3.8	14.3	0.70	1.71	C15
Stomach	229	5.8	3.0	9.5	0.40	1.11	189	3.4	2.5	9.6	0.43	1.24	C16
Small intestine	4	0.1	0.1	0.2	0.01	0.02	3	0.1	0.0	0.1	0.01	0.01	C17
Colon	209	5.3	2.7	8.9	0.40	1.21	175	3.2	2.3	8.3	0.43	0.99	C18
Rectum	144	3.6	1.9	5.0	0.28	0.58	119	2.1	1.6	4.6	0.32	0.48	C19–20
Anus	19	0.5	0.2	0.9	0.04	0.09	25	0.5	0.3	1.1	0.08	0.11	C21
Liver	134	3.4	1.8	3.5	0.21	0.39	87	1.6	1.2	3.6	0.18	0.46	C22
Gallbladder etc.	63	1.6	0.8	2.7	0.12	0.34	77	1.4	1.0	3.5	0.22	0.50	C23–24
Pancreas	89	2.3	1.2	4.1	0.20	0.49	106	1.9	1.4	6.0	0.26	0.87	C25
Nose, sinuses etc.	23	0.6	0.3	0.6	0.03	0.06	24	0.4	0.3	0.8	0.03	0.10	C30–31
Larynx	71	1.8	0.9	3.2	0.19	0.42	6	0.1	0.1	0.3	0.02	0.02	C32
Trachea, bronchus, and lung	120	3.0	1.6	6.0	0.23	0.85	100	1.8	1.3	5.0	0.32	0.69	C33–34
Other thoracic organs	5	0.1	0.1	0.3	0.01	0.02	4	0.1	0.1	0.1	0.01	0.01	C37–38
Bone	61	1.5	0.8	1.2	0.05	0.12	49	0.9	0.7	1.5	0.08	0.19	C40–41
Melanoma of skin	19	0.5	0.2	1.0	0.04	0.09	23	0.4	0.3	1.0	0.06	0.15	C43
Other skin	97	2.5	1.3	3.7	0.13	0.51	84	1.5	1.1	3.3	0.16	0.38	C44
Mesothelioma	1	0.0	0.0	0.1	0.01	0.01	1	0.0	0.0	0.0	0.00	0.00	C45
Kaposi sarcoma	104	2.6	1.4	2.2	0.16	0.27	56	1.0	0.7	0.9	0.08	0.08	C46
Connective and soft tissue	90	2.3	1.2	2.0	0.10	0.20	77	1.4	1.0	1.6	0.11	0.18	C47+C49
Breast	49	1.2	0.6	2.1	0.08	0.24	1522	27.5	20.4	53.1	3.80	6.29	C50
Vulva							40	0.7	0.5	1.5	0.11	0.15	C51
Vagina							13	0.2	0.2	0.5	0.04	0.08	C52
Cervix uteri							989	17.8	13.2	33.8	2.41	3.98	C53
Corpus uteri							136	2.5	1.8	7.9	0.46	1.11	C54
Uterus unspecified							31	0.6	0.4	1.4	0.09	0.19	C55
Ovary							248	4.5	3.3	10.9	0.63	1.44	C56
Other female genital organs							1	0.0	0.0	0.1	0.00	0.01	C57
Placenta							13	0.2	0.2	0.2	0.02	0.02	C58
Penis	12	0.3	0.2	0.3	0.03	0.03							C60
Prostate	769	19.5	10.1	48.8	1.20	5.55							C61
Testis	17	0.4	0.2	0.2	0.01	0.01							C62
Other male genital organs	4	0.1	0.1	0.1	0.00	0.00							C63
Kidney	72	1.8	0.9	1.9	0.08	0.22	61	1.1	0.8	1.7	0.06	0.19	C64
Renal pelvis	0	0.0	0.0	0.0	0.00	0.00	2	0.0	0.0	0.1	0.01	0.01	C65
Ureter	0	0.0	0.0	0.0	0.00	0.00	1	0.0	0.0	0.1	0.00	0.00	C66
Bladder	68	1.7	0.9	3.6	0.12	0.40	41	0.7	0.5	2.1	0.07	0.23	C67
Other urinary organs	0	0.0	0.0	0.0	0.00	0.00	4	0.1	0.1	0.2	0.00	0.04	C68
Eye	58	1.5	0.8	1.2	0.05	0.08	36	0.6	0.5	0.5	0.03	0.03	C69
Brain and nervous system	101	2.6	1.3	2.7	0.16	0.31	134	2.4	1.8	4.0	0.28	0.48	C70–72
Thyroid	26	0.7	0.3	0.9	0.04	0.10	82	1.5	1.1	2.9	0.19	0.36	C73
Adrenal gland	4	0.1	0.1	0.1	0.00	0.01	4	0.1	0.1	0.1	0.01	0.01	C74
Other endocrine	5	0.1	0.1	0.1	0.01	0.02	7	0.1	0.1	0.2	0.00	0.03	C75
Hodgkin lymphoma	69	1.7	0.9	1.1	0.07	0.09	44	0.8	0.6	0.7	0.06	0.06	C81
Non-Hodgkin lymphoma	219	5.5	2.9	5.9	0.34	0.66	169	3.0	2.3	5.0	0.34	0.52	C82–86,C96
Immunoproliferative diseases	0	0.0	0.0	0.0	0.00	0.00	0	0.0	0.0	0.0	0.00	0.00	C88
Multiple myeloma	83	2.1	1.1	3.5	0.18	0.48	91	1.6	1.2	4.8	0.26	0.56	C90
Lymphoid leukaemia	79	2.0	1.0	2.1	0.09	0.20	49	0.9	0.7	1.3	0.06	0.11	C91
Myeloid leukaemia	128	3.2	1.7	2.6	0.16	0.26	106	1.9	1.4	2.6	0.16	0.26	C92–94
Leukaemia unspecified	29	0.7	0.4	0.8	0.04	0.10	28	0.5	0.4	0.7	0.04	0.06	C95
Myeloproliferative disorders	0	0.0	0.0	0.0	0.00	0.00	0	0.0	0.0	0.0	0.00	0.00	MPD
Myelodysplastic syndromes	0	0.0	0.0	0.0	0.00	0.00	0	0.0	0.0	0.0	0.00	0.00	MPS
Other and unspecified	89	2.3	1.2	3.3	0.13	0.38	89	1.6	1.2	3.8	0.26	0.51	O&U
All sites	4048		53.2	162.2	6.70	18.98	5627		75.3	213.3	13.42	25.82	C00–96
All sites except C44	3951	100.0	51.9	158.5	6.57	18.48	5543	100.0	74.2	210.0	13.26	25.44	C00–96 exc.C44

*See note following population pyramid

Mauritius

CONTRIBUTORS

Shyam S. Manraj
Marvin Koon Sun Pat
Salim Ramjaun
Roshnee Callicharrun



20 major cancers, ASR (World) per 100 000

<i>Male</i>		<i>Female</i>	
Prostate	17.2	Breast	58.8
Trachea, bronchus, and lung	11.6	Other and unspecified	10.7
Other and unspecified	11.4	Cervix uteri	10.7
Colon	8.8	Colon	9.3
Non-melanoma skin cancer	8.3	Corpus uteri	7.2
Stomach	7.2	Ovary	6.6
Rectum	6.8	Non-melanoma skin cancer	5.3
Bladder	5.6	Trachea, bronchus, and lung	4.7
Liver	3.4	Stomach	4.2
Leukaemia unspecified	3.3	Rectum	4.0
Non-Hodgkin lymphoma	3.3	Liver	2.9
Larynx	3.2	Thyroid	2.4
Oesophagus	2.9	Pancreas	2.3
Brain and nervous system	2.9	Uterus unspecified	2.3
Testis	2.5	Brain and nervous system	2.2
Pancreas	2.3	Leukaemia unspecified	2.2
Kidney	2.2	Non-Hodgkin lymphoma	2.1
Multiple myeloma	2.0	Connective and soft tissue	2.0
Connective and soft tissue	2.0	Myeloid leukaemia	2.0
Myeloid leukaemia	1.8	Oesophagus	1.5
All sites	124.7	All sites	158.9

Mauritius (2013–2017)

SITE	Male						Female						ICD-10
	§No. cases	Freq. (%)	Crude rate (per 100 000)	ASR world	Cum. rates 0–64 (%)	Cum. rates 0–74 (%)	§No. cases	Freq. (%)	Crude rate (per 100 000)	ASR world	Cum. rates 0–64 (%)	Cum. rates 0–74 (%)	
Lip	4	0.1	0.1	0.1	0.01	0.01	6	0.1	0.2	0.2	0.01	0.02	C00
Tongue	72	1.5	2.3	1.7	0.11	0.22	62	0.9	1.9	1.3	0.09	0.15	C01–02
Mouth	65	1.4	2.1	1.5	0.12	0.15	43	0.6	1.3	0.9	0.05	0.08	C03–06
Salivary glands	19	0.4	0.6	0.5	0.02	0.06	28	0.4	0.9	0.7	0.05	0.07	C07–08
Tonsil	38	0.8	1.2	0.9	0.08	0.11	12	0.2	0.4	0.2	0.01	0.03	C09
Other oropharynx	12	0.3	0.4	0.3	0.02	0.04	3	0.0	0.1	0.0	0.00	0.00	C10
Nasopharynx	26	0.6	0.8	0.6	0.04	0.07	5	0.1	0.2	0.1	0.01	0.01	C11
Hypopharynx	15	0.3	0.5	0.4	0.04	0.04	5	0.1	0.2	0.1	0.01	0.01	C12–13
Pharynx unspecified	19	0.4	0.6	0.4	0.03	0.05	2	0.0	0.1	0.0	0.00	0.01	C14
Oesophagus	119	2.5	3.8	2.9	0.16	0.37	74	1.1	2.3	1.5	0.08	0.19	C15
Stomach	299	6.4	9.5	7.2	0.37	0.83	198	2.9	6.2	4.2	0.21	0.50	C16
Small intestine	15	0.3	0.5	0.4	0.02	0.05	30	0.4	0.9	0.7	0.05	0.08	C17
Colon	367	7.8	11.7	8.8	0.44	1.05	435	6.4	13.6	9.3	0.49	1.06	C18
Rectum	294	6.3	9.4	6.8	0.44	0.80	181	2.7	5.7	4.0	0.23	0.49	C19–20
Anus	14	0.3	0.4	0.3	0.02	0.03	21	0.3	0.7	0.5	0.03	0.06	C21
Liver	139	3.0	4.4	3.4	0.23	0.41	128	1.9	4.0	2.9	0.18	0.28	C22
Gallbladder etc.	23	0.5	0.7	0.5	0.03	0.07	59	0.9	1.9	1.2	0.08	0.16	C23–24
Pancreas	101	2.2	3.2	2.3	0.15	0.29	108	1.6	3.4	2.3	0.13	0.25	C25
Nose, sinuses etc.	13	0.3	0.4	0.3	0.03	0.04	12	0.2	0.4	0.2	0.01	0.02	C30–31
Larynx	139	3.0	4.4	3.2	0.21	0.41	12	0.2	0.4	0.3	0.01	0.03	C32
Trachea, bronchus, and lung	482	10.3	15.3	11.6	0.56	1.42	224	3.3	7.0	4.7	0.29	0.56	C33–34
Other thoracic organs	6	0.1	0.2	0.2	0.01	0.02	3	0.0	0.1	0.1	0.01	0.01	C37–38
Bone	50	1.1	1.6	1.5	0.09	0.15	31	0.5	1.0	0.8	0.04	0.06	C40–41
Melanoma of skin	13	0.3	0.4	0.3	0.02	0.04	8	0.1	0.3	0.2	0.01	0.02	C43
Other skin	344	7.3	11.0	8.3	0.47	0.82	247	3.7	7.7	5.3	0.29	0.59	C44
Mesothelioma	1	0.0	0.0	0.0	0.00	0.00	0	0.0	0.0	0.0	0.00	0.00	C45
Kaposi sarcoma	1	0.0	0.0	0.0	0.00	0.00	0	0.0	0.0	0.0	0.00	0.00	C46
Connective and soft tissue	78	1.7	2.5	2.0	0.14	0.20	76	1.1	2.4	2.0	0.14	0.20	C47+C49
Breast	53	1.1	1.7	1.3	0.06	0.16	2600	38.4	81.6	58.8	4.33	6.62	C50
Vulva							33	0.5	1.0	0.7	0.03	0.08	C51
Vagina							21	0.3	0.7	0.4	0.03	0.05	C52
Cervix uteri							460	6.8	14.4	10.7	0.77	1.22	C53
Corpus uteri							327	4.8	10.3	7.2	0.49	0.90	C54
Uterus unspecified							102	1.5	3.2	2.3	0.16	0.24	C55
Ovary							281	4.2	8.8	6.6	0.51	0.73	C56
Other female genital organs							3	0.0	0.1	0.1	0.01	0.01	C57
Placenta							1	0.0	0.0	0.0	0.00	0.00	C58
Penis	18	0.4	0.6	0.4	0.01	0.05							C60
Prostate	711	15.1	22.6	17.2	0.54	2.02							C61
Testis	78	1.7	2.5	2.5	0.16	0.18							C62
Other male genital organs	5	0.1	0.2	0.1	0.01	0.02							C63
Kidney	82	1.7	2.6	2.2	0.14	0.25	56	0.8	1.8	1.3	0.09	0.15	C64
Renal pelvis	4	0.1	0.1	0.1	0.01	0.01	2	0.0	0.1	0.0	0.00	0.00	C65
Ureter	7	0.1	0.2	0.2	0.01	0.02	3	0.0	0.1	0.1	0.00	0.01	C66
Bladder	235	5.0	7.5	5.6	0.23	0.65	67	1.0	2.1	1.2	0.05	0.10	C67
Other urinary organs	2	0.0	0.1	0.0	0.00	0.00	0	0.0	0.0	0.0	0.00	0.00	C68
Eye	3	0.1	0.1	0.1	0.00	0.01	8	0.1	0.3	0.2	0.01	0.01	C69
Brain and nervous system	102	2.2	3.2	2.9	0.20	0.25	90	1.3	2.8	2.2	0.18	0.22	C70–72
Thyroid	34	0.7	1.1	0.8	0.06	0.08	100	1.5	3.1	2.4	0.20	0.25	C73
Adrenal gland	3	0.1	0.1	0.2	0.01	0.01	1	0.0	0.0	0.1	0.00	0.00	C74
Other endocrine	6	0.1	0.2	0.2	0.01	0.02	4	0.1	0.1	0.1	0.01	0.01	C75
Hodgkin lymphoma	27	0.6	0.9	0.8	0.05	0.06	37	0.5	1.2	1.1	0.07	0.08	C81
Non-Hodgkin lymphoma	121	2.6	3.9	3.3	0.19	0.31	82	1.2	2.6	2.1	0.13	0.22	C82–86,C96
Immunoproliferative diseases	1	0.0	0.0	0.0	0.00	0.00	0	0.0	0.0	0.0	0.00	0.00	C88
Multiple myeloma	83	1.8	2.6	2.0	0.11	0.25	70	1.0	2.2	1.5	0.08	0.18	C90
Lymphoid leukaemia	26	0.6	0.8	0.8	0.03	0.06	24	0.4	0.8	0.7	0.04	0.06	C91
Myeloid leukaemia	68	1.4	2.2	1.8	0.11	0.18	75	1.1	2.4	2.0	0.12	0.21	C92–94
Leukaemia unspecified	99	2.1	3.2	3.3	0.20	0.26	63	0.9	2.0	2.2	0.10	0.15	C95
Myeloproliferative disorders	25	0.5	0.8	0.6	0.04	0.06	9	0.1	0.3	0.2	0.01	0.03	MPD
Myelodysplastic syndromes	17	0.4	0.5	0.4	0.01	0.05	13	0.2	0.4	0.3	0.02	0.03	MPS
Other and unspecified	460	9.8	14.6	11.4	0.65	1.28	468	6.9	14.7	10.7	0.69	1.23	O&U
All sites	5038		160.4	124.7	6.70	14.00	7013		220.0	158.9	10.65	17.75	C00–96
All sites except C44	4694	100.0	149.4	116.3	6.23	13.16	6766	100.0	212.3	153.5	10.35	17.16	C00–96 exc. C44

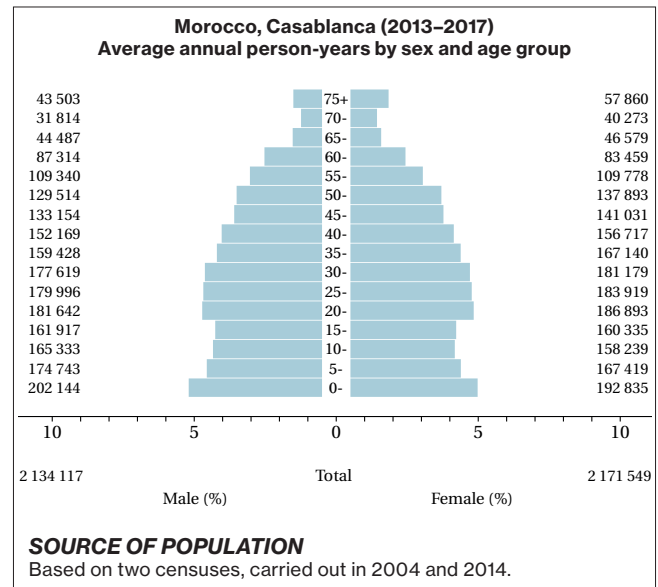
§Includes 123 cases of unknown age

§Includes 114 cases of unknown age

Morocco, Casablanca

CONTRIBUTORS

Karima Bendahhou
 Maria Bennani
 Rachid Bekkali
 Youssef Chami
 Abdellatif Benider



NOTES ON THE DATA

*No official mortality data.

20 major cancers, ASR (World) per 100 000

<i>Male</i>		<i>Female</i>	
Trachea, bronchus, and lung	25.8	Breast	45.5
Prostate	15.2	Thyroid	13.5
Bladder	5.8	Cervix uteri	10.0
Colon	4.9	Colon	5.1
Non-Hodgkin lymphoma	4.4	Ovary	4.9
Stomach	4.3	Trachea, bronchus, and lung	3.7
Rectum	4.0	Rectum	3.6
Other and unspecified	3.5	Non-Hodgkin lymphoma	3.2
Larynx	3.2	Corpus uteri	2.8
Pancreas	2.8	Stomach	2.8
Thyroid	2.4	Other and unspecified	2.4
Brain and nervous system	2.3	Brain and nervous system	1.9
Nasopharynx	2.2	Pancreas	1.8
Non-melanoma skin cancer	1.7	Hodgkin lymphoma	1.5
Multiple myeloma	1.6	Multiple myeloma	1.3
Myeloid leukaemia	1.4	Uterus unspecified	1.2
Hodgkin lymphoma	1.4	Myeloid leukaemia	1.2
Kidney	1.4	Non-melanoma skin cancer	1.2
Lymphoid leukaemia	1.3	Nasopharynx	1.2
Liver	1.2	Liver	1.1
All sites	101.7	All sites	122.5

*Morocco, Casablanca (2013–2017)

SITE	Male						Female						ICD-10
	§No. cases	Freq. (%)	Crude rate (per 100 000)	ASR world	Cum. rates 0–64 (%)	0–74 (%)	§No. cases	Freq. (%)	Crude rate (per 100 000)	ASR world	Cum. rates 0–64 (%)	0–74 (%)	
Lip	27	0.3	0.3	0.2	0.02	0.03	12	0.1	0.1	0.1	0.01	0.01	C00
Tongue	57	0.6	0.5	0.5	0.04	0.07	59	0.4	0.5	0.5	0.03	0.05	C01–02
Mouth	44	0.4	0.4	0.4	0.02	0.05	45	0.3	0.4	0.4	0.02	0.04	C03–06
Salivary glands	55	0.5	0.5	0.5	0.03	0.06	47	0.3	0.4	0.4	0.02	0.04	C07–08
Tonsil	15	0.1	0.1	0.1	0.01	0.02	12	0.1	0.1	0.1	0.01	0.01	C09
Other oropharynx	5	0.0	0.0	0.0	0.00	0.00	5	0.0	0.0	0.0	0.00	0.00	C10
Nasopharynx	251	2.4	2.4	2.2	0.17	0.23	142	1.0	1.3	1.2	0.09	0.12	C11
Hypopharynx	18	0.2	0.2	0.2	0.01	0.01	12	0.1	0.1	0.1	0.01	0.01	C12–13
Pharynx unspecified	5	0.0	0.0	0.1	0.00	0.01	5	0.0	0.0	0.0	0.00	0.00	C14
Oesophagus	66	0.6	0.6	0.6	0.03	0.07	54	0.4	0.5	0.4	0.03	0.05	C15
Stomach	454	4.4	4.3	4.3	0.25	0.53	328	2.3	3.0	2.8	0.19	0.33	C16
Small intestine	32	0.3	0.3	0.3	0.02	0.05	36	0.3	0.3	0.3	0.02	0.03	C17
Colon	505	4.9	4.7	4.9	0.26	0.62	590	4.1	5.4	5.1	0.33	0.64	C18
Rectum	432	4.2	4.0	4.0	0.25	0.52	414	2.9	3.8	3.6	0.24	0.43	C19–20
Anus	40	0.4	0.4	0.4	0.02	0.04	30	0.2	0.3	0.3	0.01	0.03	C21
Liver	123	1.2	1.2	1.2	0.05	0.11	125	0.9	1.2	1.1	0.05	0.12	C22
Gallbladder etc.	54	0.5	0.5	0.5	0.03	0.06	120	0.8	1.1	1.0	0.06	0.12	C23–24
Pancreas	285	2.8	2.7	2.8	0.15	0.35	202	1.4	1.9	1.8	0.10	0.23	C25
Nose, sinuses etc.	26	0.3	0.2	0.2	0.02	0.03	20	0.1	0.2	0.2	0.01	0.02	C30–31
Larynx	333	3.2	3.1	3.2	0.19	0.41	42	0.3	0.4	0.3	0.02	0.04	C32
Trachea, bronchus, and lung	2700	26.1	25.3	25.8	1.58	3.37	425	3.0	3.9	3.7	0.24	0.45	C33–34
Other thoracic organs	63	0.6	0.6	0.6	0.03	0.07	38	0.3	0.3	0.3	0.02	0.04	C37–38
Bone	91	0.9	0.9	0.9	0.06	0.07	78	0.5	0.7	0.7	0.04	0.06	C40–41
Melanoma of skin	36	0.3	0.3	0.3	0.01	0.03	44	0.3	0.4	0.4	0.03	0.04	C43
Other skin	186	1.8	1.7	1.7	0.10	0.20	144	1.0	1.3	1.2	0.06	0.12	C44
Mesothelioma	21	0.2	0.2	0.2	0.01	0.03	11	0.1	0.1	0.1	0.00	0.02	C45
Kaposi sarcoma	16	0.2	0.1	0.1	0.01	0.01	18	0.1	0.2	0.2	0.00	0.02	C46
Connective and soft tissue	106	1.0	1.0	1.0	0.05	0.09	104	0.7	1.0	0.9	0.06	0.08	C47+C49
Breast	112	1.1	1.0	1.0	0.06	0.11	5545	38.6	51.1	45.5	3.68	4.94	C50
Vulva							77	0.5	0.7	0.6	0.03	0.06	C51
Vagina							20	0.1	0.2	0.2	0.01	0.02	C52
Cervix uteri							1188	8.3	10.9	10.0	0.74	1.13	C53
Corpus uteri							314	2.2	2.9	2.8	0.18	0.37	C54
Uterus unspecified							142	1.0	1.3	1.2	0.09	0.15	C55
Ovary							577	4.0	5.3	4.9	0.35	0.58	C56
Other female genital organs							7	0.0	0.1	0.1	0.01	0.01	C57
Placenta							24	0.2	0.2	0.2	0.01	0.01	C58
Penis	2	0.0	0.0	0.0	0.00	0.00							C60
Prostate	1433	13.8	13.4	15.2	0.33	1.94							C61
Testis	67	0.6	0.6	0.6	0.04	0.04							C62
Other male genital organs	0	0.0	0.0	0.0	0.00	0.00							C63
Kidney	138	1.3	1.3	1.4	0.07	0.16	103	0.7	0.9	1.0	0.06	0.09	C64
Renal pelvis	3	0.0	0.0	0.0	0.00	0.00	0	0.0	0.0	0.0	0.00	0.00	C65
Ureter	8	0.1	0.1	0.1	0.00	0.01	2	0.0	0.0	0.0	0.00	0.00	C66
Bladder	589	5.7	5.5	5.8	0.29	0.72	84	0.6	0.8	0.7	0.04	0.09	C67
Other urinary organs	2	0.0	0.0	0.0	0.00	0.00	2	0.0	0.0	0.0	0.00	0.00	C68
Eye	30	0.3	0.3	0.3	0.02	0.02	23	0.2	0.2	0.2	0.01	0.02	C69
Brain and nervous system	244	2.4	2.3	2.3	0.16	0.22	213	1.5	2.0	1.9	0.13	0.19	C70–72
Thyroid	275	2.7	2.6	2.4	0.19	0.26	1654	11.5	15.2	13.5	1.09	1.35	C73
Adrenal gland	29	0.3	0.3	0.3	0.01	0.02	22	0.2	0.2	0.2	0.01	0.02	C74
Other endocrine	11	0.1	0.1	0.1	0.01	0.01	11	0.1	0.1	0.1	0.01	0.01	C75
Hodgkin lymphoma	155	1.5	1.5	1.4	0.10	0.11	175	1.2	1.6	1.5	0.11	0.12	C81
Non-Hodgkin lymphoma	467	4.5	4.4	4.4	0.26	0.48	364	2.5	3.4	3.2	0.18	0.39	C82–86,C96
Immunoproliferative diseases	12	0.1	0.1	0.1	0.01	0.01	17	0.1	0.2	0.1	0.01	0.01	C88
Multiple myeloma	165	1.6	1.5	1.6	0.09	0.19	151	1.1	1.4	1.3	0.08	0.17	C90
Lymphoid leukaemia	131	1.3	1.2	1.3	0.07	0.12	86	0.6	0.8	0.8	0.04	0.08	C91
Myeloid leukaemia	147	1.4	1.4	1.4	0.08	0.13	138	1.0	1.3	1.2	0.08	0.13	C92–94
Leukaemia unspecified	55	0.5	0.5	0.5	0.03	0.05	47	0.3	0.4	0.4	0.02	0.03	C95
Myeloproliferative disorders	11	0.1	0.1	0.1	0.01	0.01	14	0.1	0.1	0.1	0.01	0.01	MPD
Myelodysplastic syndromes	42	0.4	0.4	0.4	0.02	0.05	75	0.5	0.7	0.6	0.04	0.07	MPS
Other and unspecified	361	3.5	3.4	3.5	0.18	0.42	282	2.0	2.6	2.4	0.15	0.26	O&U
All sites	10535		98.7	101.7	5.44	12.25	14519		133.7	122.5	8.90	13.47	C00–96
All sites except C44	10349	100.0	97.0	100.0	5.34	12.05	14375	100.0	132.4	121.3	8.84	13.35	C00–96 exc.C44

§Includes 16 cases of unknown age

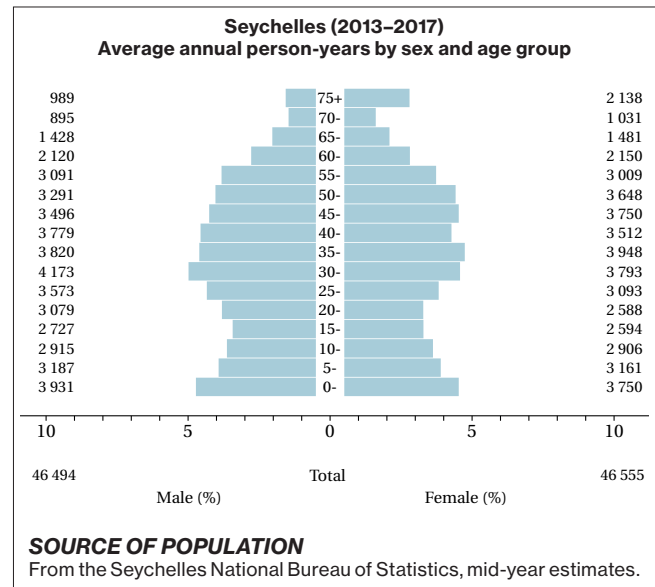
§Includes 10 cases of unknown age

*See note following population pyramid

Seychelles

CONTRIBUTORS

Anne Finesse
Laurent Doffay



NOTES ON THE DATA

*Rates based on low numbers due to small population.

20 major cancers, ASR (World) per 100 000

<i>Male</i>		<i>Female</i>	
Prostate	76.4	Breast	53.4
Trachea, bronchus, and lung	16.3	Cervix uteri	18.5
Colon	13.5	Colon	11.4
Rectum	11.5	Corpus uteri	9.2
Other and unspecified	10.0	Rectum	8.5
Non-melanoma skin cancer	8.9	Ovary	6.2
Larynx	7.1	Other and unspecified	5.3
Mouth	6.3	Non-Hodgkin lymphoma	4.3
Liver	6.2	Trachea, bronchus, and lung	4.3
Oesophagus	5.0	Leukaemia unspecified	3.4
Other oropharynx	4.8	Brain and nervous system	3.2
Stomach	4.6	Stomach	3.1
Bladder	4.5	Non-melanoma skin cancer	2.6
Pancreas	4.5	Hodgkin lymphoma	2.5
Tongue	4.4	Thyroid	2.2
Myeloid leukaemia	3.9	Multiple myeloma	2.1
Non-Hodgkin lymphoma	3.2	Myeloid leukaemia	2.1
Brain and nervous system	2.8	Uterus unspecified	1.8
Multiple myeloma	2.7	Liver	1.7
Bone	2.6	Bladder	1.7
All sites	220.3	All sites	163.6

*Seychelles (2013–2017)

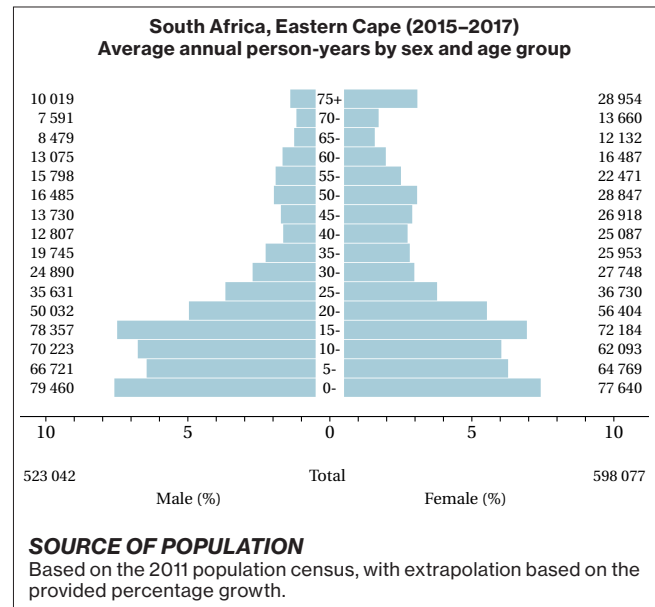
SITE	Male						Female						ICD-10
	No. cases	Freq. (%)	Crude rate (per 100 000)	ASR world	Cum. rates 0–64 (%)	Cum. rates 0–74 (%)	No. cases	Freq. (%)	Crude rate (per 100 000)	ASR world	Cum. rates 0–64 (%)	Cum. rates 0–74 (%)	
Lip	2	0.4	0.9	0.7	0.03	0.03	0	0.0	0.0	0.0	0.00	0.00	C00
Tongue	13	2.3	5.6	4.4	0.24	0.49	4	0.8	1.7	1.2	0.06	0.13	C01–02
Mouth	18	3.2	7.7	6.3	0.32	0.57	3	0.6	1.3	1.0	0.00	0.19	C03–06
Salivary glands	1	0.2	0.4	0.3	0.03	0.03	1	0.2	0.4	0.4	0.05	0.05	C07–08
Tonsil	2	0.4	0.9	0.7	0.08	0.08	1	0.2	0.4	0.4	0.05	0.05	C09
Other oropharynx	14	2.5	6.0	4.8	0.36	0.65	1	0.2	0.4	0.3	0.03	0.03	C10
Nasopharynx	1	0.2	0.4	0.3	0.03	0.03	1	0.2	0.4	0.3	0.03	0.03	C11
Hypopharynx	5	0.9	2.2	1.8	0.09	0.27	0	0.0	0.0	0.0	0.00	0.00	C12–13
Pharynx unspecified	2	0.4	0.9	0.8	0.00	0.00	0	0.0	0.0	0.0	0.00	0.00	C14
Oesophagus	14	2.5	6.0	5.0	0.33	0.73	1	0.2	0.4	0.3	0.03	0.03	C15
Stomach	12	2.2	5.2	4.6	0.17	0.24	10	1.9	4.3	3.1	0.25	0.34	C16
Small intestine	2	0.4	0.9	0.7	0.02	0.02	1	0.2	0.4	0.2	0.00	0.00	C17
Colon	36	6.5	15.5	13.5	0.51	1.59	37	7.1	15.9	11.4	0.59	1.60	C18
Rectum	31	5.6	13.3	11.5	0.49	1.07	28	5.4	12.0	8.5	0.51	1.00	C19–20
Anus	2	0.4	0.9	0.8	0.03	0.14	4	0.8	1.7	1.0	0.00	0.07	C21
Liver	17	3.1	7.3	6.2	0.28	0.50	6	1.2	2.6	1.7	0.06	0.22	C22
Gallbladder etc.	2	0.4	0.9	0.7	0.03	0.10	2	0.4	0.9	0.8	0.05	0.14	C23–24
Pancreas	12	2.2	5.2	4.5	0.28	0.57	6	1.2	2.6	1.5	0.06	0.16	C25
Nose, sinuses etc.	2	0.4	0.9	0.7	0.03	0.10	0	0.0	0.0	0.0	0.00	0.00	C30–31
Larynx	19	3.4	8.2	7.1	0.37	0.89	2	0.4	0.9	0.5	0.03	0.03	C32
Trachea, bronchus, and lung	43	7.7	18.5	16.3	0.64	1.94	15	2.9	6.4	4.3	0.17	0.50	C33–34
Other thoracic organs	2	0.4	0.9	0.9	0.00	0.18	0	0.0	0.0	0.0	0.00	0.00	C37–38
Bone	6	1.1	2.6	2.6	0.19	0.19	3	0.6	1.3	1.6	0.08	0.17	C40–41
Melanoma of skin	1	0.2	0.4	0.3	0.03	0.03	1	0.2	0.4	0.2	0.00	0.00	C43
Other skin	23	4.1	9.9	8.9	0.39	1.41	8	1.5	3.4	2.6	0.16	0.30	C44
Mesothelioma	0	0.0	0.0	0.0	0.00	0.00	0	0.0	0.0	0.0	0.00	0.00	C45
Kaposi sarcoma	1	0.2	0.4	0.3	0.03	0.03	1	0.2	0.4	0.3	0.03	0.03	C46
Connective and soft tissue	1	0.2	0.4	0.4	0.03	0.03	3	0.6	1.3	1.3	0.06	0.13	C47+C49
Breast	2	0.4	0.9	0.7	0.08	0.08	175	33.8	75.2	53.4	3.67	5.92	C50
Vulva							2	0.4	0.9	0.5	0.03	0.03	C51
Vagina							1	0.2	0.4	0.3	0.03	0.03	C52
Cervix uteri							58	11.2	24.9	18.5	1.43	1.92	C53
Corpus uteri							30	5.8	12.9	9.2	0.36	1.16	C54
Uterus unspecified							7	1.4	3.0	1.8	0.08	0.18	C55
Ovary							19	3.7	8.2	6.2	0.44	0.54	C56
Other female genital organs							1	0.2	0.4	0.4	0.00	0.10	C57
Placenta							0	0.0	0.0	0.0	0.00	0.00	C58
Penis	1	0.2	0.4	0.4	0.00	0.00							C60
Prostate	195	35.0	83.9	76.4	2.34	9.50							C61
Testis	2	0.4	0.9	0.8	0.00	0.07							C62
Other male genital organs	0	0.0	0.0	0.0	0.00	0.00							C63
Kidney	3	0.5	1.3	1.4	0.12	0.12	4	0.8	1.7	1.3	0.06	0.06	C64
Renal pelvis	0	0.0	0.0	0.0	0.00	0.00	1	0.2	0.4	0.4	0.05	0.05	C65
Ureter	0	0.0	0.0	0.0	0.00	0.00	0	0.0	0.0	0.0	0.00	0.00	C66
Bladder	13	2.3	5.6	4.5	0.30	0.37	6	1.2	2.6	1.7	0.11	0.20	C67
Other urinary organs	1	0.2	0.4	0.3	0.03	0.03	1	0.2	0.4	0.3	0.03	0.03	C68
Eye	1	0.2	0.4	0.6	0.03	0.03	1	0.2	0.4	0.3	0.03	0.03	C69
Brain and nervous system	8	1.4	3.4	2.8	0.23	0.23	9	1.7	3.9	3.2	0.14	0.35	C70–72
Thyroid	2	0.4	0.9	0.6	0.06	0.06	7	1.4	3.0	2.2	0.16	0.23	C73
Adrenal gland	0	0.0	0.0	0.0	0.00	0.00	0	0.0	0.0	0.0	0.00	0.00	C74
Other endocrine	0	0.0	0.0	0.0	0.00	0.00	0	0.0	0.0	0.0	0.00	0.00	C75
Hodgkin lymphoma	4	0.7	1.7	1.8	0.06	0.24	6	1.2	2.6	2.5	0.15	0.25	C81
Non-Hodgkin lymphoma	9	1.6	3.9	3.2	0.23	0.42	11	2.1	4.7	4.3	0.27	0.44	C82–86,C96
Immunoproliferative diseases	0	0.0	0.0	0.0	0.00	0.00	0	0.0	0.0	0.0	0.00	0.00	C88
Multiple myeloma	7	1.3	3.0	2.7	0.15	0.40	7	1.4	3.0	2.1	0.20	0.27	C90
Lymphoid leukaemia	5	0.9	2.2	2.0	0.10	0.10	2	0.4	0.9	0.6	0.00	0.07	C91
Myeloid leukaemia	9	1.6	3.9	3.9	0.08	0.55	6	1.2	2.6	2.1	0.08	0.15	C92–94
Leukaemia unspecified	4	0.7	1.7	1.8	0.08	0.08	9	1.7	3.9	3.4	0.24	0.24	C95
Myeloproliferative disorders	3	0.5	1.3	1.2	0.09	0.09	3	0.6	1.3	0.8	0.03	0.13	MPD
Myelodysplastic syndromes	0	0.0	0.0	0.0	0.00	0.00	1	0.2	0.4	0.3	0.03	0.03	MPS
Other and unspecified	27	4.8	11.6	10.0	0.57	1.22	20	3.9	8.6	5.3	0.15	0.47	O&U
All sites	580		249.5	220.3	9.57	25.52	526		226.0	163.6	10.05	18.06	C00–96
All sites except C44	557	100.0	239.6	211.4	9.18	24.11	518	100.0	222.5	161.0	9.89	17.76	C00–96 exc. C44

*See note following population pyramid

South Africa, Eastern Cape

CONTRIBUTORS

Nontuthuzelo I.M. Somdyala
Nomfuneko Sithole
Linda Mbuthini
Akhona Ncinitwa
Debbie Bradshaw



NOTES ON THE DATA

*No official mortality data. No DCO registrations. Low levels of specificity of leukaemias.

20 major cancers, ASR (World) per 100 000

<i>Male</i>		<i>Female</i>	
Prostate	19.1	Cervix uteri	60.8
Oesophagus	18.4	Breast	17.9
Kaposi sarcoma	9.2	Oesophagus	16.1
Trachea, bronchus, and lung	5.4	Kaposi sarcoma	4.8
Other and unspecified	3.7	Ovary	3.5
Liver	3.3	Vulva	3.1
Larynx	3.2	Trachea, bronchus, and lung	2.7
Eye	2.3	Corpus uteri	2.5
Mouth	2.0	Other and unspecified	2.4
Breast	1.9	Eye	1.5
Non-melanoma skin cancer	1.5	Rectum	1.4
Non-Hodgkin lymphoma	1.5	Colon	1.3
Bladder	1.5	Non-Hodgkin lymphoma	1.2
Rectum	1.5	Liver	1.2
Tongue	1.4	Non-melanoma skin cancer	1.2
Colon	1.4	Leukaemia unspecified	1.0
Penis	1.1	Vagina	0.9
Anus	0.9	Mouth	0.8
Leukaemia unspecified	0.9	Thyroid	0.8
Stomach	0.7	Uterus unspecified	0.8
All sites	85.8	All sites	133.7

*South Africa, Eastern Cape (2015–2017)

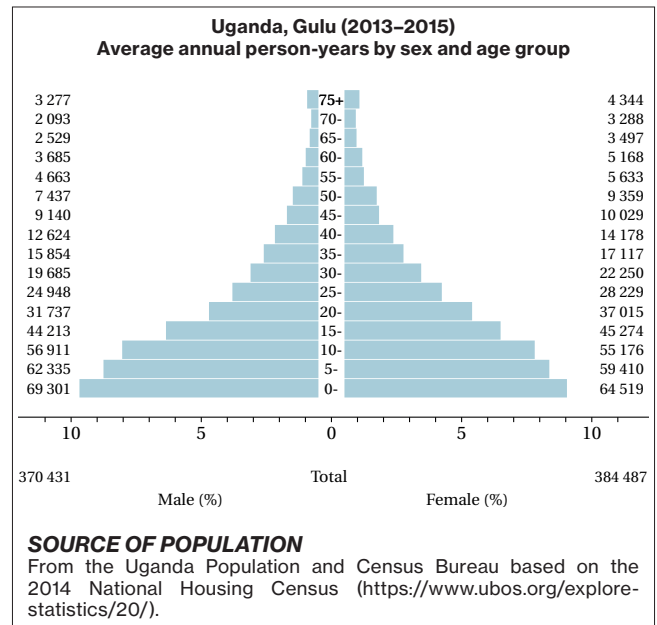
SITE	Male						Female						ICD-10
	No. cases	Freq. (%)	Crude rate (per 100 000)	ASR world	Cum. rates 0–64 (%)	Cum. rates 0–74 (%)	No. cases	Freq. (%)	Crude rate (per 100 000)	ASR world	Cum. rates 0–64 (%)	Cum. rates 0–74 (%)	
Lip	1	0.1	0.1	0.1	0.01	0.01	9	0.4	0.5	0.5	0.03	0.06	C00
Tongue	13	1.4	0.8	1.4	0.11	0.17	5	0.2	0.3	0.3	0.02	0.05	C01–02
Mouth	21	2.3	1.3	2.0	0.13	0.21	18	0.9	1.0	0.8	0.03	0.09	C03–06
Salivary glands	2	0.2	0.1	0.2	0.01	0.01	5	0.2	0.3	0.3	0.02	0.05	C07–08
Tonsil	1	0.1	0.1	0.1	0.00	0.02	0	0.0	0.0	0.0	0.00	0.00	C09
Other oropharynx	1	0.1	0.1	0.1	0.00	0.00	0	0.0	0.0	0.0	0.00	0.00	C10
Nasopharynx	2	0.2	0.1	0.2	0.00	0.02	1	0.0	0.1	0.0	0.00	0.00	C11
Hypopharynx	1	0.1	0.1	0.1	0.00	0.00	0	0.0	0.0	0.0	0.00	0.00	C12–13
Pharynx unspecified	2	0.2	0.1	0.2	0.02	0.02	1	0.0	0.1	0.0	0.00	0.00	C14
Oesophagus	196	21.8	12.5	18.4	1.18	2.23	298	14.2	16.6	16.1	1.00	2.03	C15
Stomach	8	0.9	0.5	0.7	0.03	0.07	15	0.7	0.8	0.8	0.08	0.09	C16
Small intestine	0	0.0	0.0	0.0	0.00	0.00	0	0.0	0.0	0.0	0.00	0.00	C17
Colon	15	1.7	1.0	1.4	0.10	0.17	21	1.0	1.2	1.3	0.10	0.15	C18
Rectum	15	1.7	1.0	1.5	0.08	0.16	22	1.0	1.2	1.4	0.08	0.16	C19–20
Anus	10	1.1	0.6	0.9	0.06	0.11	6	0.3	0.3	0.4	0.03	0.03	C21
Liver	32	3.6	2.0	3.3	0.25	0.36	22	1.0	1.2	1.2	0.08	0.14	C22
Gallbladder etc.	1	0.1	0.1	0.1	0.01	0.01	3	0.1	0.2	0.2	0.01	0.03	C23–24
Pancreas	6	0.7	0.4	0.6	0.07	0.07	8	0.4	0.4	0.5	0.03	0.08	C25
Nose, sinuses etc.	2	0.2	0.1	0.2	0.01	0.01	2	0.1	0.1	0.1	0.01	0.02	C30–31
Larynx	32	3.6	2.0	3.2	0.26	0.38	6	0.3	0.3	0.4	0.03	0.05	C32
Trachea, bronchus, and lung	54	6.0	3.4	5.4	0.41	0.65	42	2.0	2.3	2.7	0.18	0.34	C33–34
Other thoracic organs	3	0.3	0.2	0.3	0.03	0.03	2	0.1	0.1	0.1	0.02	0.02	C37–38
Bone	3	0.3	0.2	0.2	0.01	0.03	6	0.3	0.3	0.4	0.04	0.04	C40–41
Melanoma of skin	3	0.3	0.2	0.3	0.03	0.03	8	0.4	0.4	0.4	0.03	0.04	C43
Other skin	14	1.6	0.9	1.5	0.12	0.18	17	0.8	0.9	1.2	0.09	0.10	C44
Mesothelioma	0	0.0	0.0	0.0	0.00	0.00	0	0.0	0.0	0.0	0.00	0.00	C45
Kaposi sarcoma	92	10.2	5.9	9.2	0.72	0.76	72	3.4	4.0	4.8	0.36	0.39	C46
Connective and soft tissue	8	0.9	0.5	0.6	0.04	0.06	10	0.5	0.6	0.7	0.06	0.07	C47+C49
Breast	21	2.3	1.3	1.9	0.06	0.28	280	13.3	15.6	17.9	1.36	1.95	C50
Vulva							45	2.1	2.5	3.1	0.25	0.26	C51
Vagina							14	0.7	0.8	0.9	0.06	0.09	C52
Cervix uteri							915	43.5	51.0	60.8	4.80	6.36	C53
Corpus uteri							41	1.9	2.3	2.5	0.14	0.35	C54
Uterus unspecified							13	0.6	0.7	0.8	0.07	0.07	C55
Ovary							58	2.8	3.2	3.5	0.23	0.35	C56
Other female genital organs							0	0.0	0.0	0.0	0.00	0.00	C57
Placenta							2	0.1	0.1	0.1	0.01	0.01	C58
Penis	8	0.9	0.5	1.1	0.10	0.10							C60
Prostate	214	23.8	13.6	19.1	0.75	2.20							C61
Testis	2	0.2	0.1	0.1	0.00	0.00							C62
Other male genital organs	0	0.0	0.0	0.0	0.00	0.00							C63
Kidney	5	0.6	0.3	0.4	0.03	0.03	14	0.7	0.8	0.7	0.05	0.05	C64
Renal pelvis	0	0.0	0.0	0.0	0.00	0.00	0	0.0	0.0	0.0	0.00	0.00	C65
Ureter	0	0.0	0.0	0.0	0.00	0.00	0	0.0	0.0	0.0	0.00	0.00	C66
Bladder	14	1.6	0.9	1.5	0.13	0.13	8	0.4	0.4	0.5	0.03	0.04	C67
Other urinary organs	0	0.0	0.0	0.0	0.00	0.00	0	0.0	0.0	0.0	0.00	0.00	C68
Eye	25	2.8	1.6	2.3	0.20	0.20	24	1.1	1.3	1.5	0.11	0.13	C69
Brain and nervous system	3	0.3	0.2	0.2	0.02	0.02	6	0.3	0.3	0.3	0.03	0.03	C70–72
Thyroid	2	0.2	0.1	0.2	0.00	0.02	13	0.6	0.7	0.8	0.08	0.10	C73
Adrenal gland	0	0.0	0.0	0.0	0.00	0.00	1	0.0	0.1	0.0	0.00	0.00	C74
Other endocrine	0	0.0	0.0	0.0	0.00	0.00	0	0.0	0.0	0.0	0.00	0.00	C75
Hodgkin lymphoma	1	0.1	0.1	0.0	0.00	0.00	2	0.1	0.1	0.1	0.01	0.01	C81
Non-Hodgkin lymphoma	17	1.9	1.1	1.5	0.10	0.16	18	0.9	1.0	1.2	0.10	0.13	C82–86,C96
Immunoproliferative diseases	0	0.0	0.0	0.0	0.00	0.00	0	0.0	0.0	0.0	0.00	0.00	C88
Multiple myeloma	4	0.4	0.3	0.4	0.02	0.07	8	0.4	0.4	0.5	0.03	0.07	C90
Lymphoid leukaemia	1	0.1	0.1	0.1	0.00	0.02	1	0.0	0.1	0.0	0.00	0.01	C91
Myeloid leukaemia	1	0.1	0.1	0.1	0.00	0.02	0	0.0	0.0	0.0	0.00	0.00	C92–94
Leukaemia unspecified	15	1.7	1.0	0.9	0.03	0.10	17	0.8	0.9	1.0	0.07	0.08	C95
Myeloproliferative disorders	0	0.0	0.0	0.0	0.00	0.00	0	0.0	0.0	0.0	0.00	0.00	MPD
Myelodysplastic syndromes	0	0.0	0.0	0.0	0.00	0.00	0	0.0	0.0	0.0	0.00	0.00	MPS
Other and unspecified	42	4.7	2.7	3.7	0.24	0.46	41	1.9	2.3	2.4	0.16	0.24	O&U
All sites	913		58.2	85.8	5.40	9.58	2120		118.2	133.7	9.93	14.35	C00–96
All sites except C44	899	100.0	57.3	84.3	5.29	9.40	2103	100.0	117.2	132.5	9.84	14.25	C00–96 exc.C44

*See note following population pyramid

Uganda, Gulu

CONTRIBUTORS

Martin David Ogwang
Francis Okongo
Charles Methodius Okot



NOTES ON THE DATA

*No official mortality data.

20 major cancers, ASR (World) per 100 000

<i>Male</i>		<i>Female</i>	
Prostate	23.3	Cervix uteri	56.4
Liver	13.8	Breast	10.6
Non-Hodgkin lymphoma	11.5	Non-Hodgkin lymphoma	9.8
Kaposi sarcoma	10.0	Liver	6.9
Oesophagus	7.8	Kaposi sarcoma	3.9
Other and unspecified	5.5	Ovary	2.8
Penis	5.2	Non-melanoma skin cancer	1.8
Breast	3.2	Pancreas	1.7
Trachea, bronchus, and lung	2.8	Thyroid	1.7
Non-melanoma skin cancer	2.4	Trachea, bronchus, and lung	1.4
Connective and soft tissue	2.0	Uterus unspecified	1.4
Eye	2.0	Hodgkin lymphoma	1.4
Larynx	1.7	Oesophagus	1.2
Stomach	1.5	Other and unspecified	1.2
Nasopharynx	1.5	Eye	1.2
Other male genital organs	1.5	Leukaemia unspecified	1.2
Tongue	1.4	Melanoma of skin	1.1
Colon	1.2	Nasopharynx	1.0
Pancreas	1.1	Stomach	0.8
Thyroid	1.0	Placenta	0.7
All sites	110.2	All sites	114.8

*Uganda, Gulu (2013–2015)

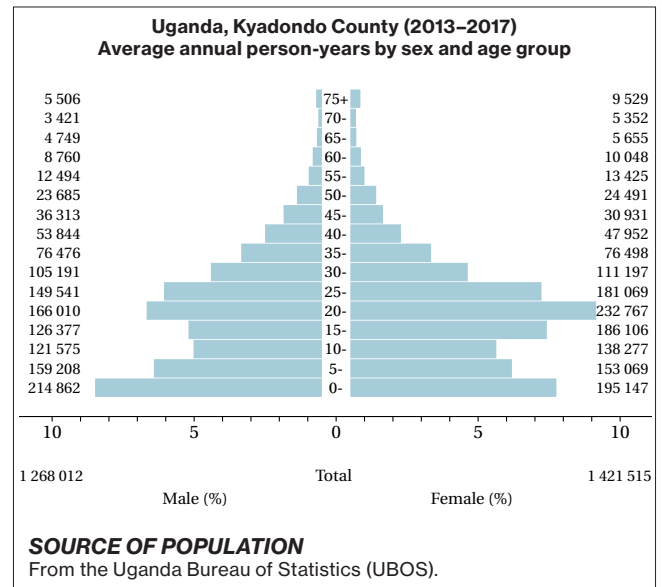
SITE	Male						Female						ICD-10
	No. cases	Freq. (%)	Crude rate (per 100 000)	ASR world	Cum. rates 0–64 (%)	0–74 (%)	No. cases	Freq. (%)	Crude rate (per 100 000)	ASR world	Cum. rates 0–64 (%)	0–74 (%)	
Lip	0	0.0	0.0	0.0	0.00	0.00	0	0.0	0.0	0.0	0.00	0.00	C00
Tongue	4	0.7	0.4	1.4	0.13	0.19	0	0.0	0.0	0.0	0.00	0.00	C01–02
Mouth	1	0.2	0.1	0.4	0.04	0.04	3	0.4	0.3	0.3	0.01	0.01	C03–06
Salivary glands	1	0.2	0.1	0.1	0.01	0.01	1	0.1	0.1	0.1	0.00	0.00	C07–08
Tonsil	0	0.0	0.0	0.0	0.00	0.00	0	0.0	0.0	0.0	0.00	0.00	C09
Other oropharynx	0	0.0	0.0	0.0	0.00	0.00	1	0.1	0.1	0.1	0.00	0.00	C10
Nasopharynx	8	1.4	0.7	1.5	0.17	0.17	6	0.8	0.5	1.0	0.11	0.11	C11
Hypopharynx	2	0.3	0.2	0.6	0.08	0.08	0	0.0	0.0	0.0	0.00	0.00	C12–13
Pharynx unspecified	1	0.2	0.1	0.3	0.04	0.04	0	0.0	0.0	0.0	0.00	0.00	C14
Oesophagus	31	5.4	2.8	7.8	0.69	0.92	7	0.9	0.6	1.2	0.06	0.16	C15
Stomach	6	1.0	0.5	1.5	0.01	0.23	4	0.5	0.3	0.8	0.09	0.09	C16
Small intestine	0	0.0	0.0	0.0	0.00	0.00	1	0.1	0.1	0.1	0.00	0.00	C17
Colon	7	1.2	0.6	1.2	0.09	0.09	4	0.5	0.3	0.7	0.05	0.10	C18
Rectum	3	0.5	0.3	0.7	0.08	0.08	2	0.3	0.2	0.5	0.06	0.06	C19–20
Anus	4	0.7	0.4	0.7	0.07	0.07	1	0.1	0.1	0.3	0.00	0.05	C21
Liver	78	13.5	7.0	13.8	0.95	1.52	38	5.1	3.3	6.9	0.60	0.75	C22
Gallbladder etc.	1	0.2	0.1	0.4	0.04	0.04	0	0.0	0.0	0.0	0.00	0.00	C23–24
Pancreas	8	1.4	0.7	1.1	0.06	0.12	8	1.1	0.7	1.7	0.03	0.23	C25
Nose, sinuses etc.	3	0.5	0.3	0.3	0.02	0.02	3	0.4	0.3	0.4	0.00	0.00	C30–31
Larynx	7	1.2	0.6	1.7	0.13	0.13	3	0.4	0.3	0.4	0.03	0.03	C32
Trachea, bronchus, and lung	10	1.7	0.9	2.8	0.14	0.34	9	1.2	0.8	1.4	0.05	0.15	C33–34
Other thoracic organs	0	0.0	0.0	0.0	0.00	0.00	0	0.0	0.0	0.0	0.00	0.00	C37–38
Bone	4	0.7	0.4	0.4	0.03	0.03	1	0.1	0.1	0.1	0.00	0.00	C40–41
Melanoma of skin	1	0.2	0.1	0.2	0.00	0.00	6	0.8	0.5	1.1	0.07	0.11	C43
Other skin	11	1.9	1.0	2.4	0.16	0.23	10	1.3	0.9	1.8	0.10	0.24	C44
Mesothelioma	2	0.3	0.2	0.3	0.03	0.03	1	0.1	0.1	0.1	0.01	0.01	C45
Kaposi sarcoma	77	13.3	6.9	10.0	0.74	0.89	36	4.9	3.1	3.9	0.28	0.33	C46
Connective and soft tissue	13	2.2	1.2	2.0	0.13	0.21	1	0.1	0.1	0.2	0.02	0.02	C47+C49
Breast	15	2.6	1.3	3.2	0.25	0.32	64	8.6	5.5	10.6	0.90	1.20	C50
Vulva							3	0.4	0.3	0.4	0.04	0.04	C51
Vagina							3	0.4	0.3	0.6	0.04	0.09	C52
Cervix uteri							352	47.5	30.5	56.4	4.45	5.71	C53
Corpus uteri							2	0.3	0.2	0.2	0.01	0.01	C54
Uterus unspecified							9	1.2	0.8	1.4	0.10	0.15	C55
Ovary							17	2.3	1.5	2.8	0.17	0.27	C56
Other female genital organs							3	0.4	0.3	0.3	0.01	0.01	C57
Placenta							8	1.1	0.7	0.7	0.05	0.05	C58
Penis	21	3.6	1.9	5.2	0.39	0.52							C60
Prostate	83	14.3	7.5	23.3	0.65	3.00							C61
Testis	2	0.3	0.2	0.5	0.01	0.07							C62
Other male genital organs	7	1.2	0.6	1.5	0.10	0.18							C63
Kidney	8	1.4	0.7	0.5	0.03	0.03	7	0.9	0.6	0.5	0.03	0.03	C64
Renal pelvis	0	0.0	0.0	0.0	0.00	0.00	1	0.1	0.1	0.1	0.01	0.01	C65
Ureter	0	0.0	0.0	0.0	0.00	0.00	0	0.0	0.0	0.0	0.00	0.00	C66
Bladder	4	0.7	0.4	0.9	0.01	0.09	1	0.1	0.1	0.2	0.00	0.00	C67
Other urinary organs	0	0.0	0.0	0.0	0.00	0.00	0	0.0	0.0	0.0	0.00	0.00	C68
Eye	17	2.9	1.5	2.0	0.15	0.15	9	1.2	0.8	1.2	0.10	0.10	C69
Brain and nervous system	4	0.7	0.4	0.8	0.04	0.04	0	0.0	0.0	0.0	0.00	0.00	C70–72
Thyroid	4	0.7	0.4	1.0	0.03	0.17	10	1.3	0.9	1.7	0.17	0.17	C73
Adrenal gland	0	0.0	0.0	0.0	0.00	0.00	0	0.0	0.0	0.0	0.00	0.00	C74
Other endocrine	1	0.2	0.1	0.0	0.00	0.00	0	0.0	0.0	0.0	0.00	0.00	C75
Hodgkin lymphoma	6	1.0	0.5	0.7	0.06	0.06	10	1.3	0.9	1.4	0.08	0.13	C81
Non-Hodgkin lymphoma	91	15.7	8.2	11.5	0.82	1.11	83	11.2	7.2	9.8	0.70	1.00	C82–86,C96
Immunoproliferative diseases	0	0.0	0.0	0.0	0.00	0.00	0	0.0	0.0	0.0	0.00	0.00	C88
Multiple myeloma	1	0.2	0.1	0.1	0.01	0.01	2	0.3	0.2	0.2	0.01	0.01	C90
Lymphoid leukaemia	2	0.3	0.2	0.2	0.02	0.02	3	0.4	0.3	0.5	0.00	0.05	C91
Myeloid leukaemia	5	0.9	0.4	1.0	0.07	0.15	2	0.3	0.2	0.3	0.02	0.02	C92–94
Leukaemia unspecified	8	1.4	0.7	0.7	0.05	0.05	9	1.2	0.8	1.2	0.06	0.11	C95
Myeloproliferative disorders	0	0.0	0.0	0.0	0.00	0.00	0	0.0	0.0	0.0	0.00	0.00	MPD
Myelodysplastic syndromes	0	0.0	0.0	0.0	0.00	0.00	0	0.0	0.0	0.0	0.00	0.00	MPS
Other and unspecified	28	4.8	2.5	5.5	0.40	0.62	7	0.9	0.6	1.2	0.13	0.13	O&U
All sites	590		53.1	110.2	6.93	12.08	751		65.1	114.8	8.64	11.76	C00–96
All sites except C44	579	100.0	52.1	107.8	6.77	11.85	741	100.0	64.2	113.0	8.55	11.51	C00–96 exc.C44

*See note following population pyramid

Uganda, Kyadondo County

CONTRIBUTORS

Henry Wabinga
Maxwell Parkin
Fiona Bukirwa
Sarah Nambooze
Mary Phoebe Amulen



NOTES ON THE DATA

*No official mortality data.

20 major cancers, ASR (World) per 100 000

<i>Male</i>		<i>Female</i>	
Prostate	53.0	Cervix uteri	48.0
Oesophagus	23.4	Breast	32.0
Kaposi sarcoma	15.8	Oesophagus	13.0
Liver	8.9	Ovary	7.9
Colon	7.3	Kaposi sarcoma	7.5
Stomach	6.1	Other and unspecified	6.2
Non-Hodgkin lymphoma	6.0	Liver	5.7
Rectum	4.6	Corpus uteri	5.2
Other and unspecified	4.4	Colon	4.8
Trachea, bronchus, and lung	4.3	Stomach	4.5
Breast	3.5	Rectum	3.9
Nasopharynx	3.3	Trachea, bronchus, and lung	3.7
Larynx	3.2	Non-Hodgkin lymphoma	3.4
Multiple myeloma	2.7	Thyroid	2.4
Bladder	2.7	Connective and soft tissue	2.3
Penis	2.6	Pancreas	2.3
Pancreas	2.6	Vulva	1.9
Tongue	2.5	Non-melanoma skin cancer	1.9
Mouth	2.2	Multiple myeloma	1.7
Connective and soft tissue	2.0	Brain and nervous system	1.6
All sites	179.3	All sites	176.9

*Uganda, Kyadondo County (2013–2017)

SITE	Male						Female						ICD-10
	§No. cases	Freq. (%)	Crude rate (per 100 000)	ASR world	Cum. rates 0–64 (%)	0–74 (%)	§No. cases	Freq. (%)	Crude rate (per 100 000)	ASR world	Cum. rates 0–64 (%)	0–74 (%)	
Lip	4	0.1	0.1	0.1	0.01	0.01	3	0.1	0.0	0.1	0.00	0.00	C00
Tongue	51	1.4	0.8	2.5	0.18	0.33	15	0.3	0.2	0.9	0.05	0.12	C01–02
Mouth	52	1.4	0.8	2.2	0.13	0.28	31	0.6	0.4	1.1	0.07	0.13	C03–06
Salivary glands	17	0.5	0.3	0.7	0.05	0.09	13	0.3	0.2	0.5	0.03	0.05	C07–08
Tonsil	11	0.3	0.2	0.4	0.03	0.03	2	0.0	0.0	0.1	0.01	0.01	C09
Other oropharynx	10	0.3	0.2	0.7	0.01	0.08	3	0.1	0.0	0.1	0.00	0.02	C10
Nasopharynx	85	2.3	1.3	3.3	0.24	0.39	51	1.1	0.7	1.4	0.11	0.16	C11
Hypopharynx	4	0.1	0.1	0.4	0.00	0.07	3	0.1	0.0	0.1	0.01	0.01	C12–13
Pharynx unspecified	2	0.1	0.0	0.0	0.00	0.00	0	0.0	0.0	0.0	0.00	0.00	C14
Oesophagus	348	9.4	5.5	23.4	1.43	3.01	244	5.1	3.4	13.0	0.78	1.54	C15
Stomach	100	2.7	1.6	6.1	0.33	0.75	95	2.0	1.3	4.5	0.24	0.56	C16
Small intestine	9	0.2	0.1	0.5	0.02	0.07	7	0.1	0.1	0.3	0.00	0.02	C17
Colon	122	3.3	1.9	7.3	0.38	1.00	94	1.9	1.3	4.8	0.24	0.63	C18
Rectum	83	2.2	1.3	4.6	0.28	0.53	72	1.5	1.0	3.9	0.23	0.51	C19–20
Anus	14	0.4	0.2	0.8	0.03	0.07	18	0.4	0.3	0.7	0.07	0.07	C21
Liver	194	5.2	3.1	8.9	0.54	1.16	152	3.1	2.1	5.7	0.33	0.72	C22
Gallbladder etc.	6	0.2	0.1	0.2	0.02	0.02	5	0.1	0.1	0.3	0.03	0.03	C23–24
Pancreas	41	1.1	0.6	2.6	0.15	0.32	41	0.8	0.6	2.3	0.12	0.29	C25
Nose, sinuses etc.	16	0.4	0.3	0.6	0.04	0.10	7	0.1	0.1	0.2	0.01	0.03	C30–31
Larynx	40	1.1	0.6	3.2	0.21	0.47	4	0.1	0.1	0.1	0.01	0.01	C32
Trachea, bronchus, and lung	77	2.1	1.2	4.3	0.22	0.57	73	1.5	1.0	3.7	0.18	0.52	C33–34
Other thoracic organs	2	0.1	0.0	0.2	0.00	0.03	4	0.1	0.1	0.2	0.01	0.02	C37–38
Bone	47	1.3	0.7	1.0	0.06	0.08	21	0.4	0.3	0.4	0.03	0.03	C40–41
Melanoma of skin	11	0.3	0.2	0.5	0.03	0.05	25	0.5	0.4	1.0	0.06	0.10	C43
Other skin	44	1.2	0.7	1.6	0.15	0.18	58	1.2	0.8	1.9	0.10	0.21	C44
Mesothelioma	0	0.0	0.0	0.0	0.00	0.00	1	0.0	0.0	0.0	0.00	0.00	C45
Kaposi sarcoma	766	20.6	12.1	15.8	1.26	1.45	467	9.7	6.6	7.5	0.56	0.69	C46
Connective and soft tissue	82	2.2	1.3	2.0	0.14	0.22	105	2.2	1.5	2.3	0.15	0.21	C47+C49
Breast	70	1.9	1.1	3.5	0.23	0.41	857	17.7	12.1	32.0	2.56	3.68	C50
Vulva							51	1.1	0.7	1.9	0.14	0.20	C51
Vagina							9	0.2	0.1	0.3	0.02	0.02	C52
Cervix uteri							1219	25.2	17.2	48.0	3.80	5.54	C53
Corpus uteri							92	1.9	1.3	5.2	0.34	0.71	C54
Uterus unspecified							16	0.3	0.2	0.7	0.05	0.07	C55
Ovary							223	4.6	3.1	7.9	0.56	0.90	C56
Other female genital organs							1	0.0	0.0	0.1	0.01	0.01	C57
Placenta							51	1.1	0.7	0.7	0.06	0.06	C58
Penis	61	1.6	1.0	2.6	0.21	0.23							C60
Prostate	594	16.0	9.4	53.0	1.21	6.77							C61
Testis	14	0.4	0.2	0.4	0.03	0.03							C62
Other male genital organs	1	0.0	0.0	0.0	0.00	0.00							C63
Kidney	54	1.5	0.9	1.2	0.05	0.12	56	1.2	0.8	1.0	0.06	0.07	C64
Renal pelvis	0	0.0	0.0	0.0	0.00	0.00	2	0.0	0.0	0.0	0.00	0.00	C65
Ureter	0	0.0	0.0	0.0	0.00	0.00	0	0.0	0.0	0.0	0.00	0.00	C66
Bladder	41	1.1	0.6	2.7	0.16	0.34	32	0.7	0.5	1.4	0.05	0.14	C67
Other urinary organs	1	0.0	0.0	0.1	0.00	0.02	1	0.0	0.0	0.1	0.00	0.02	C68
Eye	54	1.5	0.9	1.5	0.12	0.15	68	1.4	1.0	1.3	0.10	0.14	C69
Brain and nervous system	50	1.3	0.8	1.7	0.12	0.19	51	1.1	0.7	1.6	0.09	0.16	C70–72
Thyroid	18	0.5	0.3	0.7	0.05	0.08	63	1.3	0.9	2.4	0.10	0.34	C73
Adrenal gland	2	0.1	0.0	0.0	0.00	0.00	1	0.0	0.0	0.0	0.00	0.00	C74
Other endocrine	4	0.1	0.1	0.1	0.01	0.01	4	0.1	0.1	0.2	0.02	0.02	C75
Hodgkin lymphoma	53	1.4	0.8	1.2	0.07	0.10	51	1.1	0.7	1.3	0.09	0.14	C81
Non-Hodgkin lymphoma	219	5.9	3.5	6.0	0.41	0.59	137	2.8	1.9	3.4	0.27	0.30	C82–86,C96
Immunoproliferative diseases	0	0.0	0.0	0.0	0.00	0.00	0	0.0	0.0	0.0	0.00	0.00	C88
Multiple myeloma	38	1.0	0.6	2.7	0.10	0.36	35	0.7	0.5	1.7	0.12	0.22	C90
Lymphoid leukaemia	36	1.0	0.6	0.9	0.04	0.08	19	0.4	0.3	0.4	0.02	0.04	C91
Myeloid leukaemia	54	1.5	0.9	1.4	0.08	0.12	58	1.2	0.8	1.1	0.06	0.11	C92–94
Leukaemia unspecified	49	1.3	0.8	1.4	0.09	0.16	24	0.5	0.3	0.5	0.02	0.06	C95
Myeloproliferative disorders	2	0.1	0.0	0.1	0.00	0.00	2	0.0	0.0	0.0	0.00	0.00	MPD
Myelodysplastic syndromes	2	0.1	0.0	0.1	0.00	0.03	2	0.0	0.0	0.0	0.00	0.00	MPS
Other and unspecified	104	2.8	1.6	4.4	0.29	0.44	149	3.1	2.1	6.2	0.45	0.72	O&U
All sites	3759		59.3	179.3	9.22	21.58	4888		68.8	176.9	12.44	20.39	C00–96
All sites except C44	3715	100.0	58.6	177.7	9.06	21.40	4830	100.0	68.0	175.0	12.34	20.17	C00–96 exc.C44

§Includes 56 cases of unknown age

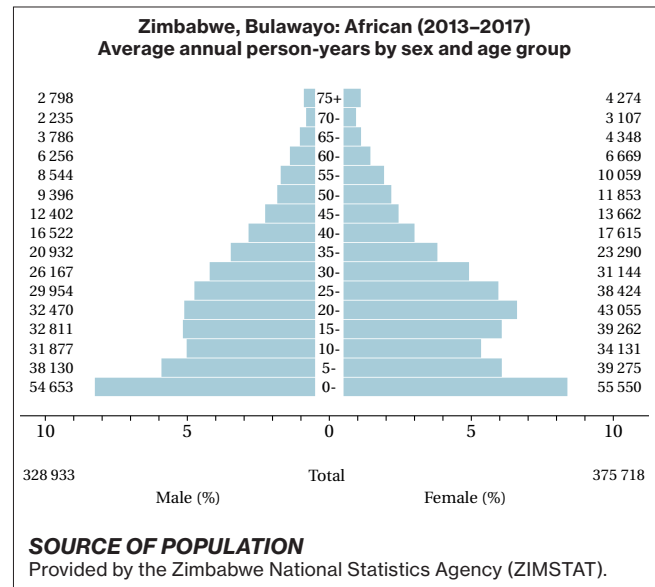
§Includes 51 cases of unknown age

*See note following population pyramid

Zimbabwe, Bulawayo: African

CONTRIBUTORS

M.Z. Borok
T. Chingonzoh
E. Chokunonga
R. Makunike-Mutasa
S. Ngwenya
S. Vuma



NOTES ON THE DATA

*No official mortality data.

20 major cancers, ASR (World) per 100 000

<i>Male</i>		<i>Female</i>	
Prostate	80.4	Cervix uteri	89.9
Oesophagus	23.3	Breast	37.3
Non-Hodgkin lymphoma	15.4	Oesophagus	16.3
Kaposi sarcoma	15.0	Non-Hodgkin lymphoma	12.2
Liver	13.4	Corpus uteri	11.6
Other and unspecified	11.0	Other and unspecified	9.2
Trachea, bronchus, and lung	6.7	Ovary	7.8
Penis	5.9	Liver	7.8
Multiple myeloma	5.8	Stomach	6.4
Stomach	5.8	Non-melanoma skin cancer	6.0
Colon	5.5	Kaposi sarcoma	5.8
Non-melanoma skin cancer	5.4	Multiple myeloma	5.4
Eye	5.2	Colon	5.2
Rectum	4.9	Eye	3.8
Pancreas	3.8	Pancreas	3.4
Bladder	2.9	Rectum	3.4
Larynx	2.3	Melanoma of skin	3.2
Connective and soft tissue	1.9	Thyroid	3.2
Melanoma of skin	1.8	Vulva	3.1
Kidney	1.6	Trachea, bronchus, and lung	2.6
All sites	235.7	All sites	264.8

*Zimbabwe, Bulawayo: African (2013–2017)

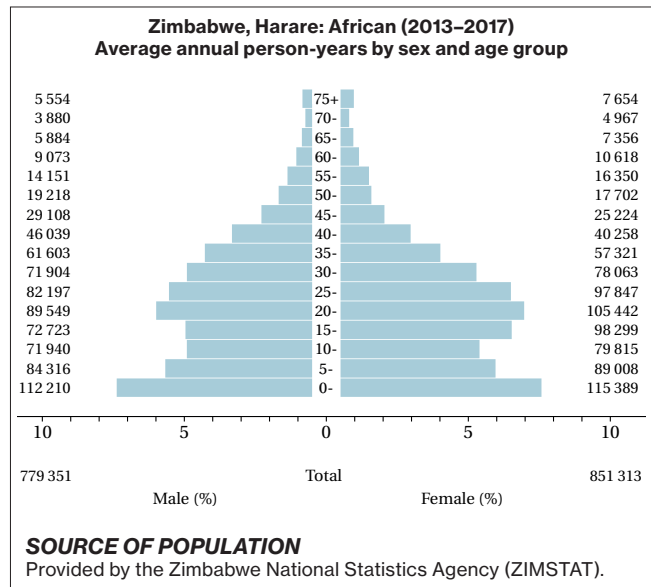
SITE	Male						Female						ICD-10
	No. cases	Freq. (%)	Crude rate (per 100 000)	ASR world	Cum. rates 0–64 (%)	Cum. rates 0–74 (%)	No. cases	Freq. (%)	Crude rate (per 100 000)	ASR world	Cum. rates 0–64 (%)	Cum. rates 0–74 (%)	
Lip	0	0.0	0.0	0.0	0.00	0.00	2	0.1	0.1	0.2	0.01	0.01	C00
Tongue	4	0.2	0.2	0.5	0.04	0.04	1	0.0	0.1	0.0	0.00	0.00	C01–02
Mouth	11	0.6	0.7	1.4	0.04	0.04	9	0.3	0.5	0.8	0.03	0.11	C03–06
Salivary glands	6	0.3	0.4	0.7	0.04	0.07	5	0.2	0.3	0.5	0.02	0.02	C07–08
Tonsil	0	0.0	0.0	0.0	0.00	0.00	1	0.0	0.1	0.1	0.00	0.00	C09
Other oropharynx	1	0.1	0.1	0.1	0.02	0.02	0	0.0	0.0	0.0	0.00	0.00	C10
Nasopharynx	9	0.5	0.5	0.9	0.06	0.09	0	0.0	0.0	0.0	0.00	0.00	C11
Hypopharynx	1	0.1	0.1	0.1	0.00	0.00	0	0.0	0.0	0.0	0.00	0.00	C12–13
Pharynx unspecified	0	0.0	0.0	0.0	0.00	0.00	0	0.0	0.0	0.0	0.00	0.00	C14
Oesophagus	183	9.3	11.1	23.3	0.94	2.36	160	5.4	8.5	16.3	0.74	1.72	C15
Stomach	46	2.3	2.8	5.8	0.28	0.67	61	2.1	3.2	6.4	0.22	0.75	C16
Small intestine	1	0.1	0.1	0.0	0.00	0.00	4	0.1	0.2	0.4	0.01	0.03	C17
Colon	49	2.5	3.0	5.5	0.36	0.61	57	1.9	3.0	5.2	0.32	0.58	C18
Rectum	38	1.9	2.3	4.9	0.19	0.59	32	1.1	1.7	3.4	0.13	0.43	C19–20
Anus	9	0.5	0.5	1.1	0.07	0.14	23	0.8	1.2	1.7	0.15	0.19	C21
Liver	122	6.2	7.4	13.4	0.73	1.16	81	2.7	4.3	7.8	0.44	0.89	C22
Gallbladder etc.	6	0.3	0.4	0.8	0.03	0.09	12	0.4	0.6	1.1	0.08	0.11	C23–24
Pancreas	31	1.6	1.9	3.8	0.18	0.51	34	1.1	1.8	3.4	0.14	0.36	C25
Nose, sinuses etc.	5	0.3	0.3	0.6	0.03	0.07	2	0.1	0.1	0.2	0.02	0.02	C30–31
Larynx	18	0.9	1.1	2.3	0.13	0.23	1	0.0	0.1	0.1	0.01	0.01	C32
Trachea, bronchus, and lung	50	2.5	3.0	6.7	0.26	0.88	29	1.0	1.5	2.6	0.11	0.29	C33–34
Other thoracic organs	4	0.2	0.2	0.4	0.02	0.05	6	0.2	0.3	0.6	0.03	0.06	C37–38
Bone	19	1.0	1.2	1.5	0.10	0.13	20	0.7	1.1	1.3	0.07	0.09	C40–41
Melanoma of skin	14	0.7	0.9	1.8	0.10	0.22	30	1.0	1.6	3.2	0.09	0.43	C43
Other skin	55	2.8	3.3	5.4	0.33	0.59	66	2.2	3.5	6.0	0.28	0.60	C44
Mesothelioma	0	0.0	0.0	0.0	0.00	0.00	0	0.0	0.0	0.0	0.00	0.00	C45
Kaposi sarcoma	194	9.9	11.8	15.0	1.14	1.42	93	3.1	5.0	5.8	0.47	0.56	C46
Connective and soft tissue	23	1.2	1.4	1.9	0.16	0.16	28	0.9	1.5	2.1	0.11	0.22	C47+C49
Breast	10	0.5	0.6	1.4	0.03	0.22	422	14.2	22.5	37.3	2.63	4.25	C50
Vulva							45	1.5	2.4	3.1	0.23	0.25	C51
Vagina							25	0.8	1.3	2.0	0.14	0.17	C52
Cervix uteri							1043	35.1	55.5	89.9	6.18	10.22	C53
Corpus uteri							108	3.6	5.7	11.6	0.53	1.59	C54
Uterus unspecified							16	0.5	0.9	1.7	0.08	0.25	C55
Ovary							95	3.2	5.1	7.8	0.52	0.91	C56
Other female genital organs							1	0.0	0.1	0.1	0.00	0.00	C57
Placenta							15	0.5	0.8	0.8	0.06	0.06	C58
Penis	56	2.9	3.4	5.9	0.35	0.56							C60
Prostate	545	27.8	33.1	80.4	1.24	7.94							C61
Testis	6	0.3	0.4	0.5	0.01	0.04							C62
Other male genital organs	2	0.1	0.1	0.2	0.01	0.01							C63
Kidney	16	0.8	1.0	1.6	0.08	0.17	12	0.4	0.6	0.9	0.05	0.10	C64
Renal pelvis	0	0.0	0.0	0.0	0.00	0.00	0	0.0	0.0	0.0	0.00	0.00	C65
Ureter	0	0.0	0.0	0.0	0.00	0.00	0	0.0	0.0	0.0	0.00	0.00	C66
Bladder	23	1.2	1.4	2.9	0.08	0.24	17	0.6	0.9	1.7	0.04	0.19	C67
Other urinary organs	0	0.0	0.0	0.0	0.00	0.00	0	0.0	0.0	0.0	0.00	0.00	C68
Eye	64	3.3	3.9	5.2	0.40	0.47	58	1.9	3.1	3.8	0.30	0.32	C69
Brain and nervous system	15	0.8	0.9	1.1	0.10	0.10	11	0.4	0.6	0.7	0.04	0.04	C70–72
Thyroid	6	0.3	0.4	0.9	0.02	0.11	31	1.0	1.7	3.2	0.13	0.40	C73
Adrenal gland	1	0.1	0.1	0.1	0.02	0.02	0	0.0	0.0	0.0	0.00	0.00	C74
Other endocrine	0	0.0	0.0	0.0	0.00	0.00	0	0.0	0.0	0.0	0.00	0.00	C75
Hodgkin lymphoma	16	0.8	1.0	1.1	0.09	0.09	15	0.5	0.8	1.0	0.09	0.09	C81
Non-Hodgkin lymphoma	167	8.5	10.2	15.4	1.03	1.46	173	5.8	9.2	12.2	0.90	1.23	C82–86,C96
Immunoproliferative diseases	0	0.0	0.0	0.0	0.00	0.00	0	0.0	0.0	0.0	0.00	0.00	C88
Multiple myeloma	50	2.5	3.0	5.8	0.34	0.77	53	1.8	2.8	5.4	0.27	0.54	C90
Lymphoid leukaemia	16	0.8	1.0	1.3	0.05	0.12	12	0.4	0.6	0.9	0.03	0.05	C91
Myeloid leukaemia	18	0.9	1.1	1.3	0.11	0.11	16	0.5	0.9	1.2	0.07	0.10	C92–94
Leukaemia unspecified	14	0.7	0.9	1.3	0.05	0.18	15	0.5	0.8	1.1	0.05	0.08	C95
Myeloproliferative disorders	1	0.1	0.1	0.2	0.00	0.03	1	0.0	0.1	0.1	0.00	0.00	MPD
Myelodysplastic syndromes	0	0.0	0.0	0.0	0.00	0.00	0	0.0	0.0	0.0	0.00	0.00	MPS
Other and unspecified	92	4.7	5.6	11.0	0.53	1.25	100	3.4	5.3	9.2	0.41	1.00	O&U
All sites	2017		122.6	235.7	9.80	24.02	3041		161.9	264.8	16.25	29.33	C00–96
All sites except C44	1962	100.0	119.3	230.3	9.47	23.43	2975	100.0	158.4	258.8	15.97	28.73	C00–96 exc. C44

*See note following population pyramid

Zimbabwe, Harare: African

CONTRIBUTORS

M.Z. Borok
E. Chokunonga
R. Makunike-Mutasa
Z.M. Chirenje
N. Ndlovu



NOTES ON THE DATA

*No official mortality data.

20 major cancers, ASR (World) per 100 000

<i>Male</i>		<i>Female</i>	
Prostate	114.7	Cervix uteri	75.0
Stomach	18.0	Breast	40.3
Oesophagus	17.9	Stomach	18.4
Kaposi sarcoma	16.9	Oesophagus	15.2
Trachea, bronchus, and lung	16.0	Non-Hodgkin lymphoma	10.6
Liver	15.5	Other and unspecified	10.3
Non-Hodgkin lymphoma	13.7	Liver	9.6
Other and unspecified	10.7	Ovary	9.6
Colon	9.7	Trachea, bronchus, and lung	8.2
Non-melanoma skin cancer	6.8	Kaposi sarcoma	8.1
Pancreas	6.4	Corpus uteri	7.1
Rectum	6.1	Colon	7.0
Bladder	5.7	Non-melanoma skin cancer	6.2
Larynx	5.6	Brain and nervous system	5.6
Multiple myeloma	4.2	Pancreas	5.2
Penis	4.2	Multiple myeloma	5.0
Eye	3.6	Thyroid	4.8
Brain and nervous system	3.6	Rectum	4.6
Gallbladder etc.	2.9	Bladder	4.5
Mouth	2.8	Melanoma of skin	3.6
All sites	312.9	All sites	288.6

*Zimbabwe, Harare: African (2013–2017)

SITE	Male						Female						ICD-10
	§No. cases	Freq. (%)	Crude rate (per 100 000)	ASR world	Cum. rates 0–64 (%)	0–74 (%)	§No. cases	Freq. (%)	Crude rate (per 100 000)	ASR world	Cum. rates 0–64 (%)	0–74 (%)	
Lip	4	0.1	0.1	0.2	0.02	0.02	3	0.1	0.1	0.1	0.00	0.00	C00
Tongue	17	0.3	0.4	1.2	0.04	0.11	13	0.2	0.3	0.7	0.04	0.11	C01–02
Mouth	42	0.9	1.1	2.8	0.13	0.35	25	0.4	0.6	1.2	0.06	0.14	C03–06
Salivary glands	16	0.3	0.4	0.8	0.04	0.10	18	0.3	0.4	0.8	0.04	0.09	C07–08
Tonsil	6	0.1	0.2	0.3	0.04	0.04	3	0.1	0.1	0.1	0.01	0.01	C09
Other oropharynx	2	0.0	0.1	0.1	0.01	0.01	3	0.1	0.1	0.1	0.01	0.01	C10
Nasopharynx	29	0.6	0.7	1.5	0.10	0.17	14	0.2	0.3	0.5	0.05	0.05	C11
Hypopharynx	5	0.1	0.1	0.4	0.02	0.04	2	0.0	0.0	0.1	0.00	0.02	C12–13
Pharynx unspecified	3	0.1	0.1	0.1	0.00	0.00	2	0.0	0.0	0.1	0.01	0.01	C14
Oesophagus	259	5.3	6.6	17.9	0.67	2.00	261	4.5	6.1	15.2	0.77	1.84	C15
Stomach	252	5.1	6.5	18.0	0.64	2.03	307	5.3	7.2	18.4	0.65	2.19	C16
Small intestine	17	0.3	0.4	1.0	0.06	0.06	10	0.2	0.2	0.6	0.02	0.11	C17
Colon	150	3.0	3.8	9.7	0.43	1.15	128	2.2	3.0	7.0	0.35	0.82	C18
Rectum	107	2.2	2.7	6.1	0.35	0.64	93	1.6	2.2	4.6	0.23	0.53	C19–20
Anus	22	0.4	0.6	1.2	0.05	0.11	25	0.4	0.6	1.0	0.07	0.11	C21
Liver	298	6.0	7.6	15.5	0.77	1.72	176	3.0	4.1	9.6	0.43	1.02	C22
Gallbladder etc.	40	0.8	1.0	2.9	0.10	0.34	37	0.6	0.9	2.3	0.10	0.33	C23–24
Pancreas	89	1.8	2.3	6.4	0.28	0.72	89	1.5	2.1	5.2	0.21	0.58	C25
Nose, sinuses etc.	34	0.7	0.9	2.0	0.11	0.26	19	0.3	0.4	0.8	0.03	0.08	C30–31
Larynx	75	1.5	1.9	5.6	0.30	0.69	10	0.2	0.2	0.5	0.04	0.04	C32
Trachea, bronchus, and lung	219	4.4	5.6	16.0	0.60	2.01	134	2.3	3.1	8.2	0.31	1.10	C33–34
Other thoracic organs	18	0.4	0.5	0.9	0.08	0.10	21	0.4	0.5	1.0	0.07	0.12	C37–38
Bone	57	1.2	1.5	2.2	0.12	0.23	43	0.7	1.0	1.2	0.06	0.11	C40–41
Melanoma of skin	37	0.8	0.9	2.4	0.09	0.30	60	1.0	1.4	3.6	0.15	0.46	C43
Other skin	121	2.5	3.1	6.8	0.31	0.82	132	2.3	3.1	6.2	0.35	0.66	C44
Mesothelioma	2	0.0	0.1	0.1	0.00	0.00	1	0.0	0.0	0.1	0.00	0.02	C45
Kaposi sarcoma	485	9.8	12.4	16.9	1.27	1.64	289	5.0	6.8	8.1	0.64	0.76	C46
Connective and soft tissue	74	1.5	1.9	2.7	0.19	0.23	67	1.1	1.6	2.4	0.16	0.20	C47+C49
Breast	29	0.6	0.7	1.6	0.07	0.18	838	14.4	19.7	40.3	2.91	4.51	C50
Vulva							84	1.4	2.0	3.2	0.23	0.34	C51
Vagina							23	0.4	0.5	1.2	0.06	0.16	C52
Cervix uteri							1566	26.9	36.8	75.0	5.23	8.56	C53
Corpus uteri							108	1.9	2.5	7.1	0.31	1.04	C54
Uterus unspecified							24	0.4	0.6	1.5	0.08	0.21	C55
Ovary							190	3.3	4.5	9.6	0.58	1.23	C56
Other female genital organs							4	0.1	0.1	0.1	0.01	0.01	C57
Placenta							29	0.5	0.7	0.7	0.05	0.05	C58
Penis	79	1.6	2.0	4.2	0.24	0.47							C60
Prostate	1395	28.3	35.8	114.7	1.98	12.03							C61
Testis	8	0.2	0.2	0.3	0.01	0.01							C62
Other male genital organs	4	0.1	0.1	0.2	0.02	0.02							C63
Kidney	35	0.7	0.9	1.8	0.07	0.24	51	0.9	1.2	1.9	0.10	0.22	C64
Renal pelvis	1	0.0	0.0	0.1	0.00	0.03	0	0.0	0.0	0.0	0.00	0.00	C65
Ureter	1	0.0	0.0	0.1	0.00	0.00	0	0.0	0.0	0.0	0.00	0.00	C66
Bladder	79	1.6	2.0	5.7	0.17	0.66	74	1.3	1.7	4.5	0.28	0.54	C67
Other urinary organs	1	0.0	0.0	0.0	0.00	0.00	2	0.0	0.0	0.2	0.01	0.02	C68
Eye	93	1.9	2.4	3.6	0.24	0.36	82	1.4	1.9	2.9	0.23	0.27	C69
Brain and nervous system	92	1.9	2.4	3.6	0.26	0.36	134	2.3	3.1	5.6	0.35	0.59	C70–72
Thyroid	19	0.4	0.5	1.0	0.06	0.13	77	1.3	1.8	4.8	0.33	0.69	C73
Adrenal gland	1	0.0	0.0	0.0	0.00	0.00	2	0.0	0.0	0.1	0.01	0.01	C74
Other endocrine	9	0.2	0.2	0.4	0.03	0.04	12	0.2	0.3	0.5	0.04	0.04	C75
Hodgkin lymphoma	32	0.6	0.8	0.9	0.05	0.10	23	0.4	0.5	0.7	0.06	0.06	C81
Non-Hodgkin lymphoma	347	7.0	8.9	13.7	1.08	1.44	288	4.9	6.8	10.6	0.81	1.08	C82–86,C96
Immunoproliferative diseases	4	0.1	0.1	0.2	0.01	0.04	2	0.0	0.0	0.1	0.01	0.01	C88
Multiple myeloma	60	1.2	1.5	4.2	0.16	0.52	81	1.4	1.9	5.0	0.23	0.67	C90
Lymphoid leukaemia	45	0.9	1.2	1.7	0.08	0.16	22	0.4	0.5	0.6	0.03	0.04	C91
Myeloid leukaemia	48	1.0	1.2	2.0	0.11	0.20	49	0.8	1.2	1.6	0.12	0.15	C92–94
Leukaemia unspecified	16	0.3	0.4	0.5	0.03	0.05	18	0.3	0.4	0.6	0.03	0.06	C95
Myeloproliferative disorders	0	0.0	0.0	0.0	0.00	0.00	0	0.0	0.0	0.0	0.00	0.00	MPD
Myelodysplastic syndromes	0	0.0	0.0	0.0	0.00	0.00	1	0.0	0.0	0.0	0.00	0.00	MPS
Other and unspecified	173	3.5	4.4	10.7	0.46	1.25	191	3.3	4.5	10.3	0.46	1.27	O&U
All sites	5051		129.6	312.9	11.95	34.20	5960		140.0	288.6	17.43	33.34	C00–96
All sites except C44	4930	100.0	126.5	306.0	11.65	33.38	5828	100.0	136.9	282.3	17.08	32.67	C00–96 exc.C44

§Includes 14 cases of unknown age

§Includes 19 cases of unknown age

*See note following population pyramid