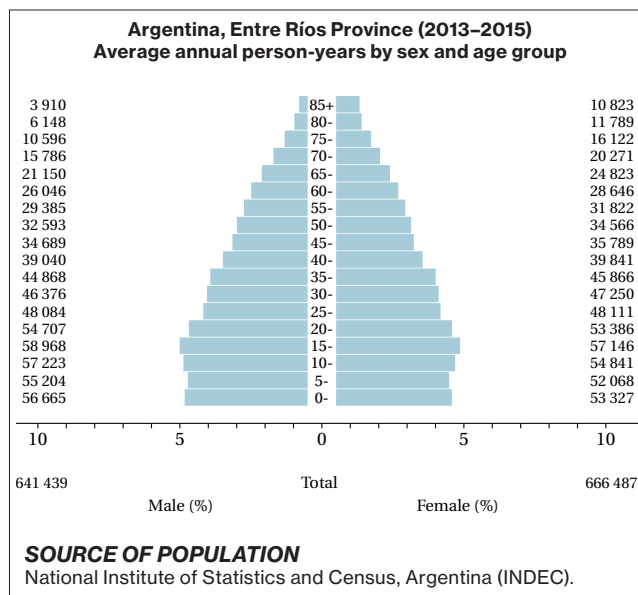


Argentina, Entre Ríos Province

CONTRIBUTORS

Patricia Giacciani
 Enrique Fernández
 Miguel Angel Prince
 Cármen González
 Lily Herrera
 Julio Bechelli
 Héctor Arocena
 Diego Garcilazo
 Jorge Weber



NOTES ON THE DATA

*High DCO%.

†C67 (bladder cancer) includes neoplasms of uncertain or unknown behaviour together with invasive cancers.

20 major cancers, ASR (World) per 100 000

<i>Male</i>		<i>Female</i>	
Prostate	44.0	Breast	58.6
Trachea, bronchus, and lung	35.2	Colon	20.9
Colon	25.2	Cervix uteri	14.3
Kidney	15.1	Thyroid	10.9
Other and unspecified	11.7	Trachea, bronchus, and lung	9.9
Bladder	10.5	Ovary	8.4
Stomach	10.5	Other and unspecified	7.5
Rectum	8.8	Corpus uteri	7.3
Pancreas	8.8	Pancreas	6.0
Oesophagus	7.3	Kidney	5.9
Testis	6.3	Stomach	5.1
Non-Hodgkin lymphoma	5.4	Melanoma of skin	4.9
Larynx	5.2	Rectum	4.8
Brain and nervous system	5.0	Brain and nervous system	4.1
Melanoma of skin	4.6	Non-Hodgkin lymphoma	2.8
Liver	4.2	Bladder	2.7
Tongue	2.7	Oesophagus	2.6
Thyroid	2.2	Gallbladder etc.	2.1
Mouth	2.2	Uterus unspecified	1.8
Gallbladder etc.	1.7	Liver	1.7
All sites	236.2	All sites	198.3

***Argentina, Entre Ríos Province (2013–2015)**

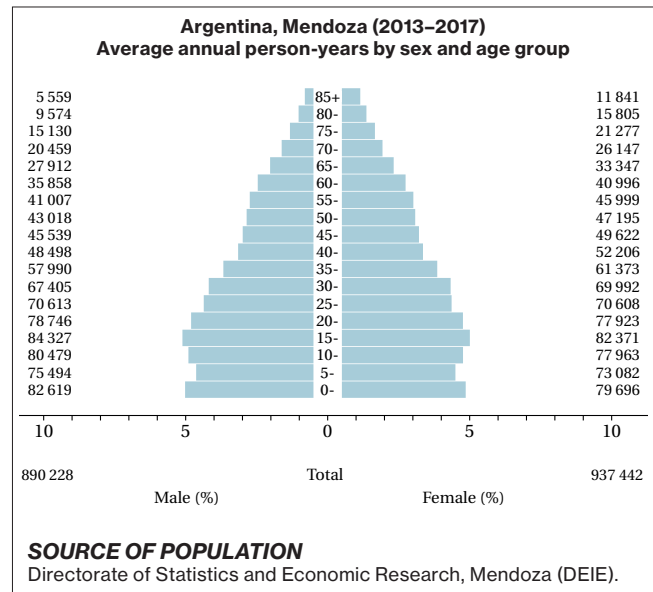
SITE	Male						Female						ICD-10
	No. cases	Freq. (%)	Crude rate (per 100 000)	ASR world	Cum. rates 0–64 (%)	Cum. rates 0–74 (%)	No. cases	Freq. (%)	Crude rate (per 100 000)	ASR world	Cum. rates 0–64 (%)	Cum. rates 0–74 (%)	
Lip	13	0.2	0.7	0.6	0.05	0.06	3	0.1	0.2	0.2	0.01	0.01	C00
Tongue	57	1.1	3.0	2.7	0.23	0.34	18	0.3	0.9	0.7	0.06	0.08	C01–02
Mouth	48	0.9	2.5	2.2	0.14	0.27	14	0.3	0.7	0.5	0.04	0.06	C03–06
Salivary glands	20	0.4	1.0	0.9	0.06	0.10	14	0.3	0.7	0.5	0.03	0.06	C07–08
Tonsil	18	0.3	0.9	0.8	0.07	0.08	4	0.1	0.2	0.2	0.02	0.02	C09
Other oropharynx	12	0.2	0.6	0.5	0.02	0.09	2	0.0	0.1	0.1	0.01	0.01	C10
Nasopharynx	5	0.1	0.3	0.2	0.01	0.03	1	0.0	0.1	0.0	0.00	0.00	C11
Hypopharynx	2	0.0	0.1	0.1	0.01	0.01	0	0.0	0.0	0.0	0.00	0.00	C12–13
Pharynx unspecified	14	0.3	0.7	0.6	0.04	0.07	0	0.0	0.0	0.0	0.00	0.00	C14
Oesophagus	168	3.1	8.7	7.3	0.37	0.88	81	1.5	4.1	2.6	0.14	0.33	C15
Stomach	242	4.5	12.6	10.5	0.53	1.22	146	2.7	7.3	5.1	0.32	0.61	C16
Small intestine	24	0.4	1.2	1.1	0.07	0.12	30	0.6	1.5	1.0	0.06	0.10	C17
Colon	583	10.8	30.3	25.2	1.32	2.93	616	11.6	30.8	20.9	1.25	2.40	C18
Rectum	200	3.7	10.4	8.8	0.52	1.08	135	2.5	6.8	4.8	0.28	0.56	C19–20
Anus	28	0.5	1.5	1.3	0.08	0.15	20	0.4	1.0	0.7	0.05	0.09	C21
Liver	96	1.8	5.0	4.2	0.18	0.47	59	1.1	3.0	1.7	0.06	0.17	C22
Gallbladder etc.	38	0.7	2.0	1.7	0.09	0.22	68	1.3	3.4	2.1	0.11	0.23	C23–24
Pancreas	206	3.8	10.7	8.8	0.48	1.01	197	3.7	9.9	6.0	0.30	0.69	C25
Nose, sinuses etc.	3	0.1	0.2	0.2	0.01	0.02	7	0.1	0.4	0.2	0.01	0.03	C30–31
Larynx	116	2.2	6.0	5.2	0.30	0.70	16	0.3	0.8	0.7	0.06	0.08	C32
Trachea, bronchus, and lung	804	14.9	41.8	35.2	1.81	4.60	274	5.2	13.7	9.9	0.64	1.24	C33–34
Other thoracic organs	20	0.4	1.0	0.9	0.06	0.10	22	0.4	1.1	0.8	0.05	0.08	C37–38
Bone	19	0.4	1.0	0.8	0.04	0.08	18	0.3	0.9	0.8	0.05	0.08	C40–41
Melanoma of skin	101	1.9	5.2	4.6	0.26	0.52	120	2.3	6.0	4.9	0.33	0.54	C43
Other skin	1	0.0	0.1	0.0	0.00	0.00	0	0.0	0.0	0.0	0.00	0.00	C44
Mesothelioma	10	0.2	0.5	0.4	0.02	0.04	10	0.2	0.5	0.4	0.03	0.06	C45
Kaposi sarcoma	1	0.0	0.1	0.0	0.00	0.00	3	0.1	0.2	0.1	0.01	0.02	C46
Connective and soft tissue	33	0.6	1.7	1.5	0.11	0.15	20	0.4	1.0	0.8	0.07	0.08	C47+C49
Breast	18	0.3	0.9	0.8	0.05	0.08	1508	28.4	75.4	58.6	4.12	6.72	C50
Vulva							34	0.6	1.7	1.1	0.05	0.11	C51
Vagina							17	0.3	0.9	0.6	0.04	0.08	C52
Cervix uteri							326	6.1	16.3	14.3	1.13	1.42	C53
Corpus uteri							191	3.6	9.6	7.3	0.54	0.87	C54
Uterus unspecified							51	1.0	2.6	1.8	0.11	0.19	C55
Ovary							216	4.1	10.8	8.4	0.56	0.98	C56
Other female genital organs							8	0.2	0.4	0.3	0.00	0.03	C57
Placenta							1	0.0	0.1	0.0	0.00	0.00	C58
Penis	37	0.7	1.9	1.7	0.11	0.18							C60
Prostate	1061	19.7	55.1	44.0	1.41	5.65							C61
Testis	128	2.4	6.7	6.3	0.46	0.49							C62
Other male genital organs	2	0.0	0.1	0.1	0.00	0.01							C63
Kidney	332	6.2	17.3	15.1	0.88	1.94	163	3.1	8.2	5.9	0.40	0.70	C64
Renal pelvis	1	0.0	0.1	0.0	0.00	0.01	2	0.0	0.1	0.1	0.01	0.01	C65
Ureter	0	0.0	0.0	0.0	0.00	0.00	3	0.1	0.2	0.1	0.01	0.01	C66
†Bladder	247	4.6	12.8	10.5	0.45	1.22	89	1.7	4.5	2.7	0.12	0.30	C67
Other urinary organs	0	0.0	0.0	0.0	0.00	0.00	2	0.0	0.1	0.1	0.00	0.01	C68
Eye	4	0.1	0.2	0.2	0.01	0.02	4	0.1	0.2	0.2	0.01	0.01	C69
Brain and nervous system	106	2.0	5.5	5.0	0.28	0.54	101	1.9	5.1	4.1	0.24	0.48	C70–72
Thyroid	45	0.8	2.3	2.2	0.18	0.23	238	4.5	11.9	10.9	0.88	1.03	C73
Adrenal gland	3	0.1	0.2	0.2	0.01	0.02	8	0.2	0.4	0.4	0.03	0.03	C74
Other endocrine	6	0.1	0.3	0.3	0.02	0.02	2	0.0	0.1	0.1	0.00	0.01	C75
Hodgkin lymphoma	30	0.6	1.6	1.5	0.11	0.13	18	0.3	0.9	0.7	0.04	0.06	C81
Non-Hodgkin lymphoma	121	2.2	6.3	5.4	0.28	0.63	78	1.5	3.9	2.8	0.18	0.34	C82–86,C96
Immunoproliferative diseases	1	0.0	0.1	0.0	0.00	0.00	5	0.1	0.3	0.2	0.01	0.03	C88
Multiple myeloma	24	0.4	1.2	1.1	0.08	0.17	36	0.7	1.8	1.2	0.05	0.15	C90
Lymphoid leukaemia	25	0.5	1.3	1.5	0.07	0.10	23	0.4	1.2	1.4	0.07	0.07	C91
Myeloid leukaemia	18	0.3	0.9	0.9	0.05	0.10	21	0.4	1.1	0.9	0.05	0.07	C92–94
Leukaemia unspecified	36	0.7	1.9	1.5	0.06	0.16	30	0.6	1.5	1.0	0.06	0.10	C95
Myeloproliferative disorders	1	0.0	0.1	0.0	0.00	0.01	2	0.0	0.1	0.1	0.01	0.01	MPD
Myelodysplastic syndromes	1	0.0	0.1	0.0	0.00	0.00	4	0.1	0.2	0.1	0.01	0.01	MPS
Other and unspecified	264	4.9	13.7	11.7	0.66	1.28	237	4.5	11.9	7.5	0.43	0.80	O&U
All sites	5393		280.3	236.2	12.07	28.35	5316		265.9	198.3	13.16	22.27	C00–96
All sites except C44	5392	100.0	280.2	236.2	12.07	28.35	5316	100.0	265.9	198.3	13.16	22.27	C00–96 exc. C44

*†See note following population pyramid

Argentina, Mendoza

CONTRIBUTORS

Andrea Falaschi
 Carlos Alejandro Vázquez Rizzetto
 Alejandro Nelson Corti
 Graciela Alejandra Mónica
 Ana Laura Pogonza
 María Cristina Diumenjo
 Walter Daniel Laspada
 Adriana Lizie Koch
 Dalinda Agostini
 María Eugenia Alvarez



NOTES ON THE DATA

*High DCO%.

†C67 (bladder cancer) includes neoplasms of uncertain or unknown behaviour together with invasive cancers.

20 major cancers, ASR (World) per 100 000

<i>Male</i>		<i>Female</i>	
Prostate	38.2	Breast	71.6
Colon	21.1	Colon	13.9
Trachea, bronchus, and lung	20.9	Non-melanoma skin cancer	13.7
Non-melanoma skin cancer	19.3	Cervix uteri	12.7
Kidney	12.0	Corpus uteri	9.3
Stomach	11.4	Ovary	9.0
Bladder	10.6	Trachea, bronchus, and lung	8.1
Other and unspecified	9.0	Other and unspecified	7.0
Non-Hodgkin lymphoma	8.0	Thyroid	6.7
Rectum	7.7	Pancreas	6.4
Testis	7.7	Brain and nervous system	5.6
Pancreas	7.6	Non-Hodgkin lymphoma	5.1
Brain and nervous system	7.1	Stomach	5.0
Liver	5.8	Kidney	4.9
Oesophagus	4.6	Rectum	4.2
Larynx	3.5	Liver	3.3
Melanoma of skin	3.0	Gallbladder etc.	2.9
Lymphoid leukaemia	2.9	Myeloid leukaemia	2.5
Gallbladder etc.	2.7	Melanoma of skin	2.5
Myeloid leukaemia	2.6	Connective and soft tissue	2.1
All sites	231.3	All sites	218.5

***Argentina, Mendoza (2013–2017)**

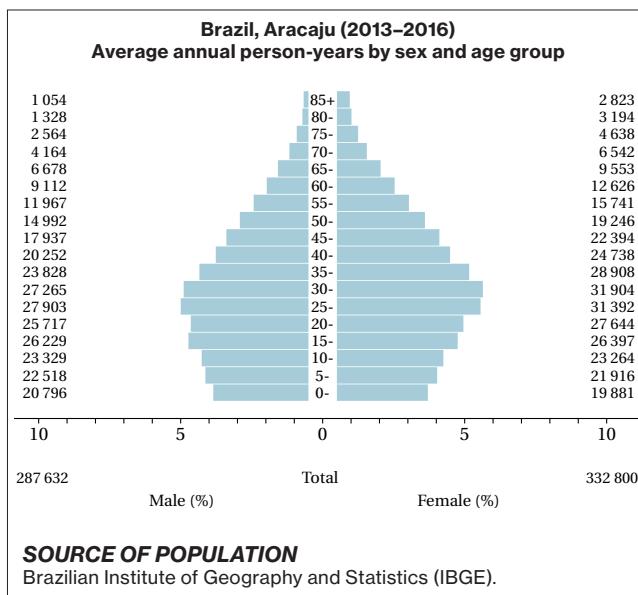
SITE	Male						Female						ICD-10
	No. cases	Freq. (%)	Crude rate (per 100 000)	ASR world	Cum. rates 0–64 (%)	Cum. rates 0–74 (%)	No. cases	Freq. (%)	Crude rate (per 100 000)	ASR world	Cum. rates 0–64 (%)	Cum. rates 0–74 (%)	
Lip	8	0.1	0.2	0.2	0.01	0.02	3	0.0	0.1	0.0	0.00	0.00	C00
Tongue	70	0.6	1.6	1.4	0.09	0.15	38	0.3	0.8	0.6	0.04	0.06	C01–02
Mouth	51	0.5	1.1	1.0	0.06	0.09	27	0.2	0.6	0.4	0.03	0.05	C03–06
Salivary glands	49	0.4	1.1	1.0	0.05	0.11	24	0.2	0.5	0.4	0.02	0.05	C07–08
Tonsil	29	0.3	0.7	0.6	0.03	0.06	10	0.1	0.2	0.2	0.01	0.03	C09
Other oropharynx	7	0.1	0.2	0.1	0.01	0.01	0	0.0	0.0	0.0	0.00	0.00	C10
Nasopharynx	14	0.1	0.3	0.3	0.02	0.04	4	0.0	0.1	0.1	0.00	0.01	C11
Hypopharynx	2	0.0	0.0	0.0	0.00	0.00	2	0.0	0.0	0.0	0.00	0.00	C12–13
Pharynx unspecified	7	0.1	0.2	0.1	0.01	0.01	9	0.1	0.2	0.2	0.01	0.02	C14
Oesophagus	246	2.2	5.5	4.6	0.23	0.53	120	1.0	2.6	1.6	0.07	0.17	C15
Stomach	609	5.5	13.7	11.4	0.51	1.37	340	2.8	7.3	5.0	0.26	0.60	C16
Small intestine	51	0.5	1.1	1.0	0.04	0.13	65	0.5	1.4	1.1	0.07	0.13	C17
Colon	1109	10.1	24.9	21.1	1.05	2.54	927	7.5	19.8	13.9	0.75	1.53	C18
Rectum	393	3.6	8.8	7.7	0.43	0.94	261	2.1	5.6	4.2	0.25	0.52	C19–20
Anus	33	0.3	0.7	0.7	0.04	0.08	47	0.4	1.0	0.7	0.05	0.08	C21
Liver	311	2.8	7.0	5.8	0.24	0.69	231	1.9	4.9	3.3	0.16	0.38	C22
Gallbladder etc.	144	1.3	3.2	2.7	0.12	0.33	187	1.5	4.0	2.9	0.17	0.34	C23–24
Pancreas	401	3.6	9.0	7.6	0.32	0.94	464	3.8	9.9	6.4	0.29	0.72	C25
Nose, sinuses etc.	17	0.2	0.4	0.4	0.03	0.04	12	0.1	0.3	0.2	0.01	0.02	C30–31
Larynx	180	1.6	4.0	3.5	0.19	0.45	25	0.2	0.5	0.4	0.03	0.04	C32
Trachea, bronchus, and lung	1100	10.0	24.7	20.9	1.01	2.68	515	4.2	11.0	8.1	0.48	1.02	C33–34
Other thoracic organs	51	0.5	1.1	1.0	0.06	0.11	40	0.3	0.9	0.7	0.04	0.07	C37–38
Bone	75	0.7	1.7	1.6	0.09	0.15	67	0.5	1.4	1.2	0.07	0.11	C40–41
Melanoma of skin	151	1.4	3.4	3.0	0.20	0.32	140	1.1	3.0	2.5	0.16	0.24	C43
Other skin	1062	9.7	23.9	19.3	0.78	2.14	925	7.5	19.7	13.7	0.73	1.52	C44
Mesothelioma	22	0.2	0.5	0.4	0.02	0.06	6	0.0	0.1	0.1	0.00	0.01	C45
Kaposi sarcoma	12	0.1	0.3	0.3	0.02	0.03	6	0.0	0.1	0.1	0.01	0.01	C46
Connective and soft tissue	116	1.1	2.6	2.4	0.16	0.25	115	0.9	2.5	2.1	0.15	0.20	C47+C49
Breast	56	0.5	1.3	1.1	0.06	0.13	4157	33.8	88.7	71.6	4.92	8.15	C50
Vulva							72	0.6	1.5	1.0	0.05	0.12	C51
Vagina							21	0.2	0.4	0.4	0.02	0.04	C52
Cervix uteri							656	5.3	14.0	12.7	1.02	1.28	C53
Corpus uteri							565	4.6	12.1	9.3	0.62	1.16	C54
Uterus unspecified							116	0.9	2.5	1.8	0.12	0.19	C55
Ovary							510	4.1	10.9	9.0	0.65	1.02	C56
Other female genital organs							18	0.1	0.4	0.3	0.02	0.02	C57
Placenta							16	0.1	0.3	0.3	0.02	0.02	C58
Penis	60	0.5	1.3	1.2	0.07	0.14							C60
Prostate	2101	19.1	47.2	38.2	1.24	4.94							C61
Testis	358	3.3	8.0	7.7	0.56	0.60							C62
Other male genital organs	0	0.0	0.0	0.0	0.00	0.00							C63
Kidney	589	5.4	13.2	12.0	0.73	1.51	302	2.5	6.4	4.9	0.30	0.59	C64
Renal pelvis	6	0.1	0.1	0.1	0.01	0.02	4	0.0	0.1	0.1	0.00	0.01	C65
Ureter	4	0.0	0.1	0.1	0.00	0.00	4	0.0	0.1	0.1	0.01	0.01	C66
†Bladder	558	5.1	12.5	10.6	0.47	1.37	144	1.2	3.1	2.0	0.11	0.21	C67
Other urinary organs	4	0.0	0.1	0.1	0.00	0.01	3	0.0	0.1	0.1	0.00	0.01	C68
Eye	20	0.2	0.4	0.5	0.02	0.04	14	0.1	0.3	0.3	0.01	0.03	C69
Brain and nervous system	340	3.1	7.6	7.1	0.42	0.76	313	2.5	6.7	5.6	0.35	0.58	C70–72
Thyroid	69	0.6	1.6	1.5	0.10	0.15	351	2.9	7.5	6.7	0.51	0.68	C73
Adrenal gland	10	0.1	0.2	0.2	0.01	0.02	12	0.1	0.3	0.3	0.02	0.02	C74
Other endocrine	16	0.1	0.4	0.3	0.02	0.03	9	0.1	0.2	0.1	0.01	0.02	C75
Hodgkin lymphoma	99	0.9	2.2	2.1	0.14	0.21	76	0.6	1.6	1.5	0.10	0.12	C81
Non-Hodgkin lymphoma	391	3.6	8.8	8.0	0.51	0.87	292	2.4	6.2	5.1	0.32	0.54	C82–86, C96
Immunoproliferative diseases	7	0.1	0.2	0.1	0.01	0.02	2	0.0	0.0	0.0	0.00	0.00	C88
Multiple myeloma	127	1.2	2.9	2.6	0.14	0.32	102	0.8	2.2	1.5	0.07	0.20	C90
Lymphoid leukaemia	137	1.2	3.1	2.9	0.17	0.22	102	0.8	2.2	2.1	0.11	0.16	C91
Myeloid leukaemia	125	1.1	2.8	2.6	0.16	0.28	133	1.1	2.8	2.5	0.15	0.26	C92–94
Leukaemia unspecified	39	0.4	0.9	0.7	0.03	0.06	36	0.3	0.8	0.5	0.02	0.04	C95
Myeloproliferative disorders	59	0.5	1.3	1.2	0.08	0.14	59	0.5	1.3	1.0	0.08	0.11	MPD
Myelodysplastic syndromes	74	0.7	1.7	1.4	0.05	0.16	44	0.4	0.9	0.6	0.04	0.07	MPS
Other and unspecified	481	4.4	10.8	9.0	0.40	1.01	476	3.9	10.2	7.0	0.38	0.71	O&U
All sites	12050		270.7	231.3	11.24	27.28	13219		282.0	218.5	13.91	24.33	C00–96
All sites except C44	10988	100.0	246.9	212.0	10.45	25.14	12294	100.0	262.3	204.8	13.18	22.81	C00–96 exc. C44

*†See note following population pyramid

Brazil, Aracaju

CONTRIBUTORS

Carlos Anselmo Lima
 José Erinaldo Lôbo de Oliveira
 Elma Santana de Oliveira
 Maria das Graças Prata França
 Sueli Pina Vieira
 Cecilia Ferreira
 Marina Ferreira de Oliveira Kobilseki
 Maria Cristina da Conceição Coelho Santos
 Maria das Graças Rodrigues de Melo
 Amanda Laryssa Cardoso Nunes Gonzaga
 Hugo Leonardo de Oliveira Gomes



20 major cancers, ASR (World) per 100 000

<i>Male</i>		<i>Female</i>	
Non-melanoma skin cancer	165.9	Non-melanoma skin cancer	127.2
Prostate	92.9	Breast	53.4
Trachea, bronchus, and lung	17.4	Thyroid	43.7
Colon	11.2	Cervix uteri	11.6
Thyroid	10.4	Colon	10.0
Stomach	10.2	Corpus uteri	8.7
Non-Hodgkin lymphoma	7.4	Trachea, bronchus, and lung	7.7
Bladder	7.3	Ovary	6.8
Larynx	6.7	Stomach	5.5
Liver	6.3	Rectum	5.4
Kidney	6.2	Non-Hodgkin lymphoma	4.8
Rectum	6.1	Brain and nervous system	4.4
Pancreas	5.6	Pancreas	3.9
Other and unspecified	4.6	Kidney	3.5
Oesophagus	4.4	Other and unspecified	3.1
Brain and nervous system	4.0	Melanoma of skin	2.7
Multiple myeloma	3.8	Gallbladder etc.	2.7
Melanoma of skin	3.6	Multiple myeloma	2.2
Tongue	3.4	Anus	2.1
Lymphoid leukaemia	2.7	Liver	2.1
All sites	409.8	All sites	332.0

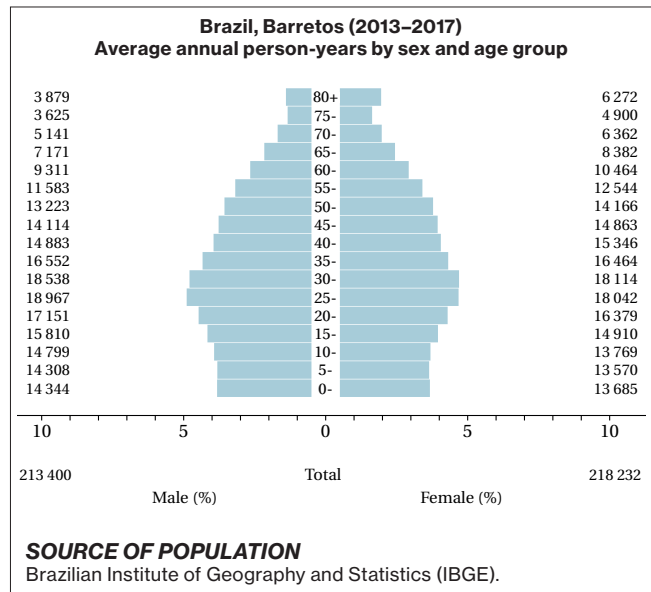
Brazil, Aracaju (2013–2016)

SITE	Male						Female						ICD-10
	No. cases	Freq. (%)	Crude rate (per 100 000)	ASR world	Cum. rates 0–64 (%)	Cum. rates 0–74 (%)	No. cases	Freq. (%)	Crude rate (per 100 000)	ASR world	Cum. rates 0–64 (%)	Cum. rates 0–74 (%)	
Lip	23	0.9	2.0	2.3	0.09	0.36	11	0.3	0.8	0.7	0.03	0.07	C00
Tongue	35	1.4	3.0	3.4	0.24	0.47	14	0.4	1.1	0.8	0.04	0.07	C01–02
Mouth	21	0.9	1.8	2.0	0.10	0.19	17	0.5	1.3	1.0	0.02	0.08	C03–06
Salivary glands	10	0.4	0.9	0.9	0.03	0.10	3	0.1	0.2	0.2	0.02	0.02	C07–08
Tonsil	11	0.4	1.0	1.0	0.06	0.17	1	0.0	0.1	0.1	0.00	0.00	C09
Other oropharynx	13	0.5	1.1	1.2	0.11	0.14	4	0.1	0.3	0.3	0.01	0.05	C10
Nasopharynx	4	0.2	0.3	0.3	0.02	0.02	3	0.1	0.2	0.3	0.02	0.02	C11
Hypopharynx	7	0.3	0.6	0.6	0.06	0.08	0	0.0	0.0	0.0	0.00	0.00	C12–13
Pharynx unspecified	4	0.2	0.3	0.4	0.02	0.04	1	0.0	0.1	0.0	0.00	0.00	C14
Oesophagus	47	1.9	4.1	4.4	0.27	0.56	17	0.5	1.3	1.0	0.05	0.09	C15
Stomach	105	4.3	9.1	10.2	0.56	1.13	88	2.8	6.6	5.5	0.33	0.64	C16
Small intestine	11	0.4	1.0	1.1	0.06	0.16	16	0.5	1.2	1.0	0.05	0.11	C17
Colon	116	4.7	10.1	11.2	0.62	1.29	156	4.9	11.7	10.0	0.54	1.14	C18
Rectum	63	2.6	5.5	6.1	0.29	0.72	85	2.7	6.4	5.4	0.29	0.61	C19–20
Anus	5	0.2	0.4	0.5	0.02	0.04	32	1.0	2.4	2.1	0.10	0.25	C21
Liver	63	2.6	5.5	6.3	0.32	0.79	36	1.1	2.7	2.1	0.06	0.20	C22
Gallbladder etc.	24	1.0	2.1	2.5	0.06	0.30	43	1.3	3.2	2.7	0.15	0.31	C23–24
Pancreas	55	2.2	4.8	5.6	0.22	0.65	64	2.0	4.8	3.9	0.18	0.43	C25
Nose, sinuses etc.	2	0.1	0.2	0.2	0.02	0.02	2	0.1	0.2	0.2	0.01	0.01	C30–31
Larynx	67	2.7	5.8	6.7	0.40	0.93	7	0.2	0.5	0.4	0.02	0.02	C32
Trachea, bronchus, and lung	169	6.9	14.7	17.4	0.86	1.98	124	3.9	9.3	7.7	0.54	0.78	C33–34
Other thoracic organs	3	0.1	0.3	0.4	0.01	0.04	2	0.1	0.2	0.1	0.01	0.01	C37–38
Bone	7	0.3	0.6	0.6	0.04	0.04	8	0.3	0.6	0.6	0.04	0.04	C40–41
Melanoma of skin	39	1.6	3.4	3.6	0.22	0.39	43	1.3	3.2	2.7	0.20	0.28	C43
Other skin	1662	67.6	144.5	165.9	7.30	17.89	2026	63.5	152.2	127.2	6.99	13.85	C44
Mesothelioma	2	0.1	0.2	0.2	0.00	0.02	1	0.0	0.1	0.1	0.01	0.01	C45
Kaposi sarcoma	8	0.3	0.7	0.7	0.03	0.07	0	0.0	0.0	0.0	0.00	0.00	C46
Connective and soft tissue	20	0.8	1.7	1.7	0.10	0.18	19	0.6	1.4	1.3	0.10	0.14	C47+C49
Breast	3	0.1	0.3	0.3	0.01	0.01	830	26.0	62.3	53.4	3.90	5.98	C50
Vulva							17	0.5	1.3	1.0	0.04	0.08	C51
Vagina							5	0.2	0.4	0.4	0.03	0.06	C52
Cervix uteri							188	5.9	14.1	11.6	0.83	1.15	C53
Corpus uteri							130	4.1	9.8	8.7	0.51	1.16	C54
Uterus unspecified							8	0.3	0.6	0.4	0.02	0.02	C55
Ovary							104	3.3	7.8	6.8	0.46	0.72	C56
Other female genital organs							1	0.0	0.1	0.1	0.00	0.01	C57
Placenta							4	0.1	0.3	0.2	0.02	0.02	C58
Penis	11	0.4	1.0	1.0	0.05	0.11							C60
Prostate	883	35.9	76.7	92.9	3.79	12.07							C61
Testis	20	0.8	1.7	1.4	0.11	0.11							C62
Other male genital organs	0	0.0	0.0	0.0	0.00	0.00							C63
Kidney	63	2.6	5.5	6.2	0.36	0.66	49	1.5	3.7	3.5	0.22	0.38	C64
Renal pelvis	3	0.1	0.3	0.3	0.02	0.02	3	0.1	0.2	0.2	0.01	0.01	C65
Ureter	1	0.0	0.1	0.1	0.01	0.01	0	0.0	0.0	0.0	0.00	0.00	C66
Bladder	71	2.9	6.2	7.3	0.22	0.82	24	0.8	1.8	1.5	0.07	0.19	C67
Other urinary organs	2	0.1	0.2	0.2	0.00	0.06	0	0.0	0.0	0.0	0.00	0.00	C68
Eye	7	0.3	0.6	0.6	0.04	0.04	4	0.1	0.3	0.2	0.01	0.01	C69
Brain and nervous system	42	1.7	3.7	4.0	0.30	0.42	61	1.9	4.6	4.4	0.25	0.53	C70–72
Thyroid	131	5.3	11.4	10.4	0.84	1.12	692	21.7	52.0	43.7	3.64	4.46	C73
Adrenal gland	6	0.2	0.5	0.6	0.04	0.04	3	0.1	0.2	0.5	0.02	0.02	C74
Other endocrine	2	0.1	0.2	0.2	0.01	0.01	3	0.1	0.2	0.3	0.02	0.02	C75
Hodgkin lymphoma	21	0.9	1.8	1.7	0.12	0.15	11	0.3	0.8	0.8	0.05	0.07	C81
Non-Hodgkin lymphoma	76	3.1	6.6	7.4	0.32	0.75	72	2.3	5.4	4.8	0.26	0.50	C82–86, C96
Immunoproliferative diseases	6	0.2	0.5	0.6	0.01	0.03	1	0.0	0.1	0.1	0.01	0.01	C88
Multiple myeloma	37	1.5	3.2	3.8	0.15	0.47	32	1.0	2.4	2.2	0.13	0.32	C90
Lymphoid leukaemia	27	1.1	2.3	2.7	0.12	0.17	16	0.5	1.2	1.3	0.07	0.09	C91
Myeloid leukaemia	26	1.1	2.3	2.4	0.14	0.18	28	0.9	2.1	1.9	0.11	0.17	C92–94
Leukaemia unspecified	9	0.4	0.8	0.9	0.02	0.08	12	0.4	0.9	0.7	0.04	0.06	C95
Myeloproliferative disorders	9	0.4	0.8	0.9	0.06	0.06	20	0.6	1.5	1.4	0.07	0.19	MPD
Myelodysplastic syndromes	22	0.9	1.9	2.2	0.12	0.22	29	0.9	2.2	1.8	0.09	0.17	MPS
Other and unspecified	45	1.8	3.9	4.6	0.23	0.54	49	1.5	3.7	3.1	0.18	0.34	O&U
All sites	4119		358.0	409.8	19.22	46.93	5219		392.1	332.0	20.86	35.97	C00–96
All sites except C44	2457	100.0	213.6	244.0	11.93	29.04	3193	100.0	239.9	204.8	13.87	22.12	C00–96 exc. C44

Brazil, Barretos

CONTRIBUTORS

Allini Mafra da Costa
 Daniele Ferreira Martins
 Walmiro Ferreira Neto
 José Humberto Tavares Guerreiro Fregnani
 Rui Manoel Reis
 Edmundo Carvalho Mauad
 Vinicius de Lima Vazquez
 André Lopes Carvalho



NOTES ON THE DATA

*High DCO%.

†C67 (bladder cancer) includes neoplasms of uncertain or unknown behaviour together with invasive cancers.

20 major cancers, ASR (World) per 100 000

<i>Male</i>		<i>Female</i>	
Non-melanoma skin cancer	82.4	Non-melanoma skin cancer	61.9
Prostate	56.2	Breast	55.2
Trachea, bronchus, and lung	17.8	Colon	11.1
Colon	12.8	Trachea, bronchus, and lung	10.9
Stomach	11.3	Thyroid	10.8
Rectum	10.8	Cervix uteri	9.1
Bladder	10.1	Corpus uteri	6.6
Other and unspecified	7.8	Rectum	6.4
Oesophagus	7.6	Other and unspecified	5.9
Liver	6.9	Stomach	4.8
Larynx	6.4	Brain and nervous system	3.9
Kidney	5.7	Melanoma of skin	3.4
Pancreas	5.2	Pancreas	3.3
Brain and nervous system	5.2	Ovary	3.1
Non-Hodgkin lymphoma	4.9	Liver	2.9
Melanoma of skin	4.8	Kidney	2.7
Mouth	4.8	Non-Hodgkin lymphoma	2.5
Tongue	4.2	Lymphoid leukaemia	2.5
Lip	4.0	Myeloid leukaemia	2.4
Multiple myeloma	3.5	Bladder	2.3
All sites	303.5	All sites	233.2

***Brazil, Barretos (2013–2017)**

SITE	Male						Female						ICD-10
	§No. cases	Freq. (%)	Crude rate (per 100 000)	ASR world	Cum. rates 0–64 (%)	0–74 (%)	No. cases	Freq. (%)	Crude rate (per 100 000)	ASR world	Cum. rates 0–64 (%)	0–74 (%)	
Lip	56	1.9	5.2	4.0	0.26	0.45	22	0.9	2.0	1.2	0.06	0.14	C00
Tongue	55	1.9	5.2	4.2	0.31	0.58	17	0.7	1.6	1.0	0.09	0.10	C01–02
Mouth	62	2.1	5.8	4.8	0.33	0.64	17	0.7	1.6	1.0	0.07	0.10	C03–06
Salivary glands	9	0.3	0.8	0.7	0.04	0.04	7	0.3	0.6	0.4	0.02	0.05	C07–08
Tonsil	19	0.6	1.8	1.4	0.11	0.16	6	0.2	0.5	0.4	0.04	0.04	C09
Other oropharynx	41	1.4	3.8	3.1	0.27	0.35	6	0.2	0.5	0.4	0.04	0.04	C10
Nasopharynx	11	0.4	1.0	0.9	0.08	0.10	7	0.3	0.6	0.5	0.03	0.07	C11
Hypopharynx	35	1.2	3.3	2.7	0.17	0.34	1	0.0	0.1	0.1	0.01	0.01	C12–13
Pharynx unspecified	2	0.1	0.2	0.1	0.01	0.01	0	0.0	0.0	0.0	0.00	0.00	C14
Oesophagus	99	3.3	9.3	7.6	0.59	0.94	18	0.7	1.6	1.1	0.07	0.12	C15
Stomach	157	5.3	14.7	11.3	0.57	1.42	78	3.0	7.1	4.8	0.25	0.57	C16
Small intestine	11	0.4	1.0	0.8	0.04	0.09	6	0.2	0.5	0.4	0.01	0.04	C17
Colon	173	5.8	16.2	12.8	0.69	1.57	176	6.8	16.1	11.1	0.69	1.30	C18
Rectum	146	4.9	13.7	10.8	0.63	1.36	100	3.9	9.2	6.4	0.45	0.75	C19–20
Anus	4	0.1	0.4	0.3	0.03	0.03	14	0.5	1.3	0.9	0.05	0.10	C21
Liver	93	3.1	8.7	6.9	0.42	0.89	46	1.8	4.2	2.9	0.18	0.32	C22
Gallbladder etc.	24	0.8	2.2	1.8	0.07	0.27	29	1.1	2.7	1.8	0.10	0.19	C23–24
Pancreas	72	2.4	6.7	5.2	0.22	0.63	62	2.4	5.7	3.3	0.10	0.34	C25
Nose, sinuses etc.	4	0.1	0.4	0.3	0.03	0.03	3	0.1	0.3	0.2	0.01	0.03	C30–31
Larynx	86	2.9	8.1	6.4	0.42	0.81	15	0.6	1.4	0.9	0.04	0.12	C32
Trachea, bronchus, and lung	245	8.3	23.0	17.8	1.03	2.10	175	6.8	16.0	10.9	0.71	1.39	C33–34
Other thoracic organs	4	0.1	0.4	0.3	0.02	0.02	2	0.1	0.2	0.1	0.01	0.01	C37–38
Bone	10	0.3	0.9	0.9	0.07	0.07	15	0.6	1.4	1.3	0.08	0.10	C40–41
Melanoma of skin	66	2.2	6.2	4.8	0.28	0.52	54	2.1	4.9	3.4	0.22	0.38	C43
Other skin	1172	39.5	109.8	82.4	3.47	9.62	1137	44.2	104.2	61.9	2.73	6.69	C44
Mesothelioma	1	0.0	0.1	0.1	0.01	0.01	0	0.0	0.0	0.0	0.00	0.00	C45
Kaposi sarcoma	4	0.1	0.4	0.3	0.01	0.05	2	0.1	0.2	0.1	0.01	0.02	C46
Connective and soft tissue	18	0.6	1.7	1.5	0.10	0.12	15	0.6	1.4	1.1	0.06	0.09	C47+C49
Breast	4	0.1	0.4	0.3	0.01	0.05	817	31.8	74.9	55.2	4.26	6.21	C50
Vulva							12	0.5	1.1	0.7	0.03	0.07	C51
Vagina							6	0.2	0.5	0.5	0.04	0.05	C52
Cervix uteri							127	4.9	11.6	9.1	0.78	0.91	C53
Corpus uteri							103	4.0	9.4	6.6	0.44	0.87	C54
Uterus unspecified							7	0.3	0.6	0.4	0.01	0.03	C55
Ovary							45	1.7	4.1	3.1	0.24	0.35	C56
Other female genital organs							0	0.0	0.0	0.0	0.00	0.00	C57
Placenta							1	0.0	0.1	0.1	0.01	0.01	C58
Penis	14	0.5	1.3	1.0	0.05	0.11							C60
Prostate	764	25.7	71.6	56.2	2.64	7.64							C61
Testis	17	0.6	1.6	1.4	0.09	0.10							C62
Other male genital organs	1	0.0	0.1	0.1	0.01	0.01							C63
Kidney	74	2.5	6.9	5.7	0.40	0.69	40	1.6	3.7	2.7	0.19	0.31	C64
Renal pelvis	5	0.2	0.5	0.3	0.01	0.03	0	0.0	0.0	0.0	0.00	0.00	C65
Ureter	2	0.1	0.2	0.2	0.02	0.02	0	0.0	0.0	0.0	0.00	0.00	C66
†Bladder	141	4.8	13.2	10.1	0.40	1.30	42	1.6	3.8	2.3	0.12	0.25	C67
Other urinary organs	1	0.0	0.1	0.1	0.00	0.00	0	0.0	0.0	0.0	0.00	0.00	C68
Eye	7	0.2	0.7	0.8	0.06	0.06	2	0.1	0.2	0.3	0.01	0.01	C69
Brain and nervous system	62	2.1	5.8	5.2	0.34	0.57	52	2.0	4.8	3.9	0.22	0.38	C70–72
Thyroid	34	1.1	3.2	2.6	0.23	0.26	143	5.6	13.1	10.8	0.86	0.98	C73
Adrenal gland	2	0.1	0.2	0.2	0.01	0.01	5	0.2	0.5	0.6	0.04	0.04	C74
Other endocrine	3	0.1	0.3	0.2	0.01	0.01	5	0.2	0.5	0.3	0.02	0.02	C75
Hodgkin lymphoma	19	0.6	1.8	1.5	0.12	0.14	16	0.6	1.5	1.6	0.10	0.10	C81
Non-Hodgkin lymphoma	63	2.1	5.9	4.9	0.27	0.52	35	1.4	3.2	2.5	0.18	0.26	C82–86,C96
Immunoproliferative diseases	4	0.1	0.4	0.3	0.01	0.03	11	0.4	1.0	0.7	0.05	0.09	C88
Multiple myeloma	46	1.6	4.3	3.5	0.18	0.49	32	1.2	2.9	2.0	0.13	0.23	C90
Lymphoid leukaemia	28	0.9	2.6	2.9	0.15	0.25	26	1.0	2.4	2.5	0.12	0.14	C91
Myeloid leukaemia	39	1.3	3.7	3.2	0.20	0.29	33	1.3	3.0	2.4	0.15	0.20	C92–94
Leukaemia unspecified	4	0.1	0.4	0.2	0.01	0.01	8	0.3	0.7	0.6	0.02	0.03	C95
Myeloproliferative disorders	10	0.3	0.9	0.7	0.01	0.07	7	0.3	0.6	0.5	0.03	0.06	MPD
Myelodysplastic syndromes	3	0.1	0.3	0.2	0.00	0.00	5	0.2	0.5	0.3	0.01	0.04	MPS
Other and unspecified	113	3.8	10.6	7.8	0.35	0.81	100	3.9	9.2	5.9	0.28	0.60	O&U
All sites	4139		387.9	303.5	15.85	36.67	3710		340.0	233.2	14.48	25.34	C00–96
All sites except C44	2967	100.0	278.1	221.2	12.38	27.05	2573	100.0	235.8	171.3	11.75	18.65	C00–96 exc. C44

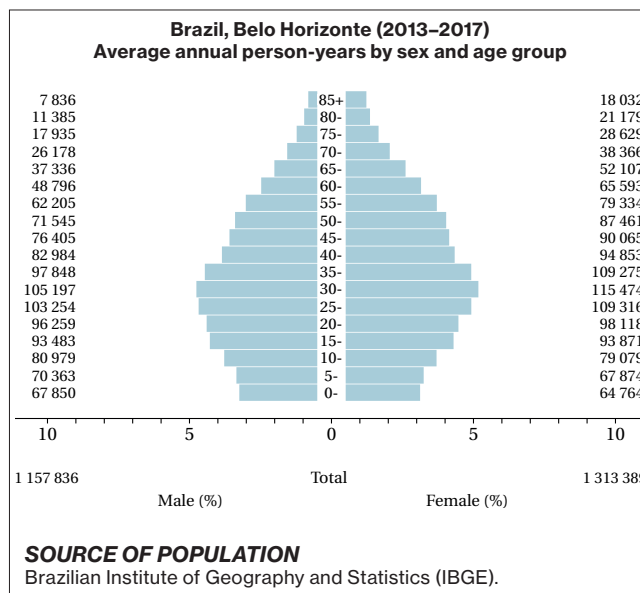
§Includes 2 cases of unknown age

*†See note following population pyramid

Brazil, Belo Horizonte

CONTRIBUTORS

Gil Patrus Pena
 Claudina Agnese Casale
 Rafael Wenceslau Grabe
 Sylvania Lourenço Ribeiro
 Aparicia Neves Ferreira
 Monica Nazaré Torres
 Elen Sabino da Silva Coelho
 Fernanda Cordeiro Freire
 Margarete Aparecida dos Santos



NOTES ON THE DATA

†C67 (bladder cancer) includes neoplasms of uncertain or unknown behaviour together with invasive cancers.

20 major cancers, ASR (World) per 100 000

<i>Male</i>		<i>Female</i>	
Prostate	90.2	Breast	68.7
Non-melanoma skin cancer	75.8	Non-melanoma skin cancer	58.8
Colon	14.9	Colon	14.0
Trachea, bronchus, and lung	14.8	Thyroid	12.9
Stomach	12.0	Cervix uteri	10.0
Other and unspecified	11.5	Other and unspecified	9.1
Bladder	9.3	Trachea, bronchus, and lung	8.6
Rectum	9.0	Corpus uteri	7.7
Oesophagus	8.9	Rectum	7.2
Kidney	7.6	Stomach	6.2
Non-Hodgkin lymphoma	6.8	Ovary	5.3
Larynx	6.3	Non-Hodgkin lymphoma	4.4
Brain and nervous system	6.2	Pancreas	4.0
Pancreas	5.4	Brain and nervous system	4.0
Liver	5.3	Kidney	3.8
Tongue	4.0	Bladder	3.2
Thyroid	3.8	Melanoma of skin	2.9
Melanoma of skin	3.7	Multiple myeloma	2.3
Other oropharynx	3.3	Liver	2.2
Multiple myeloma	3.1	Oesophagus	2.1
All sites	333.1	All sites	259.2

Brazil, Belo Horizonte (2013–2017)

SITE	Male						Female						ICD-10
	§No. cases	Freq. (%)	Crude rate (per 100 000)	ASR world	Cum. rates 0–64 (%)	0–74 (%)	§No. cases	Freq. (%)	Crude rate (per 100 000)	ASR world	Cum. rates 0–64 (%)	0–74 (%)	
Lip	28	0.2	0.5	0.4	0.02	0.04	13	0.1	0.2	0.1	0.01	0.01	C00
Tongue	281	1.6	4.9	4.0	0.32	0.49	97	0.5	1.5	0.9	0.06	0.10	C01–02
Mouth	212	1.2	3.7	3.0	0.22	0.36	110	0.6	1.7	1.1	0.07	0.13	C03–06
Salivary glands	47	0.3	0.8	0.7	0.04	0.08	49	0.3	0.7	0.6	0.04	0.05	C07–08
Tonsil	54	0.3	0.9	0.8	0.07	0.10	15	0.1	0.2	0.2	0.02	0.02	C09
Other oropharynx	229	1.3	4.0	3.3	0.27	0.38	43	0.2	0.7	0.5	0.04	0.06	C10
Nasopharynx	37	0.2	0.6	0.5	0.04	0.05	21	0.1	0.3	0.2	0.02	0.02	C11
Hypopharynx	96	0.5	1.7	1.4	0.10	0.18	16	0.1	0.2	0.2	0.01	0.02	C12–13
Pharynx unspecified	14	0.1	0.2	0.2	0.01	0.02	6	0.0	0.1	0.1	0.00	0.01	C14
Oesophagus	621	3.4	10.7	8.9	0.60	1.09	218	1.1	3.3	2.1	0.12	0.24	C15
Stomach	864	4.8	14.9	12.0	0.59	1.38	656	3.4	10.0	6.2	0.33	0.70	C16
Small intestine	76	0.4	1.3	1.1	0.06	0.14	89	0.5	1.4	0.8	0.04	0.09	C17
Colon	1079	6.0	18.6	14.9	0.81	1.72	1417	7.4	21.6	14.0	0.83	1.62	C18
Rectum	635	3.5	11.0	9.0	0.50	1.09	709	3.7	10.8	7.2	0.47	0.86	C19–20
Anus	58	0.3	1.0	0.8	0.06	0.09	96	0.5	1.5	0.9	0.06	0.11	C21
Liver	372	2.1	6.4	5.3	0.31	0.65	231	1.2	3.5	2.2	0.10	0.27	C22
Gallbladder etc.	108	0.6	1.9	1.5	0.07	0.18	210	1.1	3.2	2.0	0.10	0.24	C23–24
Pancreas	393	2.2	6.8	5.4	0.27	0.68	449	2.3	6.8	4.0	0.19	0.44	C25
Nose, sinuses etc.	41	0.2	0.7	0.6	0.04	0.08	31	0.2	0.5	0.3	0.02	0.04	C30–31
Larynx	444	2.5	7.7	6.3	0.38	0.76	83	0.4	1.3	0.8	0.06	0.10	C32
Trachea, bronchus, and lung	1074	5.9	18.6	14.8	0.63	1.82	896	4.7	13.6	8.6	0.52	1.01	C33–34
Other thoracic organs	37	0.2	0.6	0.5	0.03	0.05	38	0.2	0.6	0.5	0.03	0.04	C37–38
Bone	80	0.4	1.4	1.3	0.08	0.11	66	0.3	1.0	0.8	0.05	0.06	C40–41
Melanoma of skin	269	1.5	4.6	3.7	0.21	0.41	276	1.4	4.2	2.9	0.21	0.32	C43
Other skin	5581	30.9	96.4	75.8	3.40	8.40	6279	32.8	95.6	58.8	3.02	6.64	C44
Mesothelioma	4	0.0	0.1	0.1	0.00	0.01	6	0.0	0.1	0.1	0.00	0.01	C45
Kaposi sarcoma	52	0.3	0.9	0.7	0.05	0.06	2	0.0	0.0	0.0	0.00	0.00	C46
Connective and soft tissue	136	0.8	2.3	2.0	0.13	0.21	146	0.8	2.2	1.7	0.11	0.17	C47+C49
Breast	41	0.2	0.7	0.6	0.03	0.08	6378	33.3	97.1	68.7	5.02	7.65	C50
Vulva							122	0.6	1.9	1.1	0.04	0.13	C51
Vagina							30	0.2	0.5	0.3	0.02	0.04	C52
Cervix uteri							906	4.7	13.8	10.0	0.75	1.03	C53
Corpus uteri							754	3.9	11.5	7.7	0.48	1.00	C54
Uterus unspecified							59	0.3	0.9	0.5	0.03	0.05	C55
Ovary							516	2.7	7.9	5.3	0.35	0.60	C56
Other female genital organs							23	0.1	0.4	0.2	0.01	0.03	C57
Placenta							3	0.0	0.0	0.0	0.00	0.00	C58
Penis	66	0.4	1.1	0.9	0.04	0.10							C60
Prostate	6290	34.8	108.7	90.2	4.53	12.14							C61
Testis	166	0.9	2.9	2.4	0.18	0.18							C62
Other male genital organs	4	0.0	0.1	0.1	0.00	0.01							C63
Kidney	532	2.9	9.2	7.6	0.45	0.90	327	1.7	5.0	3.8	0.24	0.41	C64
Renal pelvis	21	0.1	0.4	0.3	0.01	0.03	19	0.1	0.3	0.2	0.00	0.02	C65
Ureter	9	0.0	0.2	0.1	0.00	0.01	2	0.0	0.0	0.0	0.00	0.00	C66
†Bladder	683	3.8	11.8	9.3	0.34	1.09	346	1.8	5.3	3.2	0.14	0.38	C67
Other urinary organs	10	0.1	0.2	0.1	0.01	0.01	8	0.0	0.1	0.1	0.00	0.01	C68
Eye	47	0.3	0.8	0.8	0.04	0.07	33	0.2	0.5	0.5	0.02	0.03	C69
Brain and nervous system	413	2.3	7.1	6.2	0.41	0.63	337	1.8	5.1	4.0	0.26	0.40	C70–72
Thyroid	267	1.5	4.6	3.8	0.29	0.39	1094	5.7	16.7	12.9	1.04	1.27	C73
Adrenal gland	9	0.0	0.2	0.2	0.01	0.01	25	0.1	0.4	0.4	0.03	0.03	C74
Other endocrine	14	0.1	0.2	0.2	0.01	0.02	16	0.1	0.2	0.2	0.02	0.02	C75
Hodgkin lymphoma	134	0.7	2.3	2.1	0.14	0.17	116	0.6	1.8	1.5	0.10	0.12	C81
Non-Hodgkin lymphoma	474	2.6	8.2	6.8	0.42	0.72	421	2.2	6.4	4.4	0.26	0.50	C82–86,C96
Immunoproliferative diseases	18	0.1	0.3	0.3	0.02	0.03	18	0.1	0.3	0.2	0.01	0.02	C88
Multiple myeloma	220	1.2	3.8	3.1	0.17	0.36	252	1.3	3.8	2.3	0.12	0.26	C90
Lymphoid leukaemia	128	0.7	2.2	2.3	0.10	0.19	105	0.5	1.6	1.4	0.06	0.10	C91
Myeloid leukaemia	181	1.0	3.1	2.8	0.15	0.27	161	0.8	2.5	1.8	0.10	0.16	C92–94
Leukaemia unspecified	40	0.2	0.7	0.6	0.03	0.06	27	0.1	0.4	0.2	0.01	0.02	C95
Myeloproliferative disorders	65	0.4	1.1	0.9	0.05	0.10	74	0.4	1.1	0.8	0.04	0.09	MPD
Myelodysplastic syndromes	68	0.4	1.2	0.9	0.02	0.10	55	0.3	0.8	0.4	0.01	0.03	MPS
Other and unspecified	825	4.6	14.3	11.5	0.61	1.25	951	5.0	14.5	9.1	0.49	0.99	O&U
All sites	23647		408.5	333.1	17.34	39.56	25446		387.5	259.2	16.19	28.76	C00–96
All sites except C44	18066	100.0	312.1	257.3	13.94	31.16	19167	100.0	291.9	200.3	13.16	22.12	C00–96 exc.C44

§Includes 109 cases of unknown age

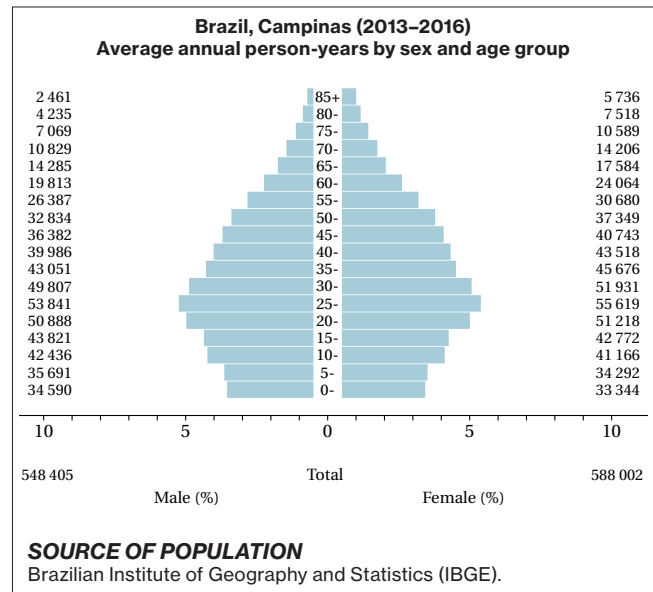
§Includes 98 cases of unknown age

†See note following population pyramid

Brazil, Campinas

CONTRIBUTORS

Cecilia de Moraes Barbosa Horita
 Elba Cristiane Garcia Pietrobon
 Karen Rosa da Silva
 Patrícia Gonçalves de Santana
 Sandra Aparecida Candido dos Santos



NOTES ON THE DATA

*High DCO%.

20 major cancers, ASR (World) per 100 000

<i>Male</i>		<i>Female</i>	
Non-melanoma skin cancer	159.1	Non-melanoma skin cancer	121.9
Prostate	91.0	Breast	76.9
Trachea, bronchus, and lung	20.7	Thyroid	18.1
Colon	20.4	Colon	17.3
Stomach	16.7	Trachea, bronchus, and lung	11.8
Rectum	14.9	Corpus uteri	10.2
Bladder	13.5	Rectum	8.4
Liver	10.0	Stomach	7.5
Kidney	9.3	Ovary	6.9
Non-Hodgkin lymphoma	8.6	Non-Hodgkin lymphoma	6.9
Melanoma of skin	7.4	Cervix uteri	6.8
Pancreas	7.3	Pancreas	6.2
Other and unspecified	7.1	Melanoma of skin	5.8
Brain and nervous system	7.0	Other and unspecified	5.6
Larynx	6.5	Brain and nervous system	5.3
Oesophagus	6.3	Bladder	4.0
Tongue	5.0	Kidney	3.7
Thyroid	4.8	Liver	3.5
Mouth	4.8	Multiple myeloma	3.1
Myeloid leukaemia	3.9	Gallbladder etc.	2.2
All sites	460.3	All sites	358.7

***Brazil, Campinas (2013–2016)**

SITE	Male						Female						ICD-10
	§No. cases	Freq. (%)	Crude rate (per 100 000)	ASR world	Cum. rates 0–64 (%)	0–74 (%)	§No. cases	Freq. (%)	Crude rate (per 100 000)	ASR world	Cum. rates 0–64 (%)	0–74 (%)	
Lip	35	0.5	1.6	1.5	0.08	0.16	20	0.3	0.9	0.6	0.03	0.06	C00
Tongue	115	1.6	5.2	5.0	0.38	0.62	39	0.5	1.7	1.3	0.09	0.14	C01–02
Mouth	113	1.6	5.2	4.8	0.34	0.58	40	0.6	1.7	1.2	0.05	0.16	C03–06
Salivary glands	21	0.3	1.0	0.9	0.03	0.07	23	0.3	1.0	0.7	0.04	0.08	C07–08
Tonsil	15	0.2	0.7	0.6	0.06	0.07	4	0.1	0.2	0.1	0.01	0.01	C09
Other oropharynx	49	0.7	2.2	2.0	0.17	0.23	11	0.2	0.5	0.4	0.03	0.04	C10
Nasopharynx	12	0.2	0.5	0.5	0.04	0.05	9	0.1	0.4	0.3	0.02	0.02	C11
Hypopharynx	29	0.4	1.3	1.2	0.08	0.15	0	0.0	0.0	0.0	0.00	0.00	C12–13
Pharynx unspecified	12	0.2	0.5	0.5	0.04	0.05	3	0.0	0.1	0.1	0.00	0.01	C14
Oesophagus	145	2.1	6.6	6.3	0.42	0.80	42	0.6	1.8	1.4	0.07	0.15	C15
Stomach	391	5.6	17.8	16.7	0.73	1.90	239	3.4	10.2	7.5	0.42	0.81	C16
Small intestine	35	0.5	1.6	1.5	0.11	0.18	40	0.6	1.7	1.3	0.06	0.14	C17
Colon	481	6.9	21.9	20.4	1.01	2.30	539	7.6	22.9	17.3	0.93	1.94	C18
Rectum	348	5.0	15.9	14.9	0.78	1.82	261	3.7	11.1	8.4	0.52	0.94	C19–20
Anus	10	0.1	0.5	0.4	0.03	0.03	35	0.5	1.5	1.2	0.07	0.15	C21
Liver	237	3.4	10.8	10.0	0.58	1.12	110	1.5	4.7	3.5	0.18	0.42	C22
Gallbladder etc.	35	0.5	1.6	1.6	0.05	0.21	69	1.0	2.9	2.2	0.11	0.24	C23–24
Pancreas	169	2.4	7.7	7.3	0.34	0.90	192	2.7	8.2	6.2	0.34	0.72	C25
Nose, sinuses etc.	11	0.2	0.5	0.5	0.01	0.08	9	0.1	0.4	0.4	0.01	0.05	C30–31
Larynx	150	2.2	6.8	6.5	0.41	0.78	18	0.3	0.8	0.6	0.04	0.08	C32
Trachea, bronchus, and lung	479	6.9	21.8	20.7	0.96	2.52	360	5.1	15.3	11.8	0.63	1.45	C33–34
Other thoracic organs	19	0.3	0.9	0.8	0.05	0.09	14	0.2	0.6	0.5	0.02	0.04	C37–38
Bone	31	0.4	1.4	1.4	0.07	0.13	32	0.5	1.4	1.2	0.07	0.11	C40–41
Melanoma of skin	178	2.6	8.1	7.4	0.36	0.84	176	2.5	7.5	5.8	0.37	0.60	C43
Other skin	3751	53.8	171.0	159.1	6.93	17.37	3970	55.9	168.8	121.9	5.97	13.11	C44
Mesothelioma	3	0.0	0.1	0.1	0.01	0.01	1	0.0	0.0	0.0	0.00	0.00	C45
Kaposi sarcoma	17	0.2	0.8	0.6	0.04	0.04	6	0.1	0.3	0.1	0.00	0.00	C46
Connective and soft tissue	42	0.6	1.9	1.8	0.09	0.18	53	0.7	2.3	1.8	0.12	0.17	C47+C49
Breast	12	0.2	0.5	0.5	0.03	0.06	2286	32.2	97.2	76.9	5.38	8.66	C50
Vulva							19	0.3	0.8	0.6	0.04	0.08	C51
Vagina							13	0.2	0.6	0.3	0.01	0.03	C52
Cervix uteri							198	2.8	8.4	6.8	0.53	0.70	C53
Corpus uteri							293	4.1	12.5	10.2	0.64	1.36	C54
Uterus unspecified							38	0.5	1.6	1.3	0.08	0.15	C55
Ovary							210	3.0	8.9	6.9	0.42	0.76	C56
Other female genital organs							2	0.0	0.1	0.0	0.00	0.00	C57
Placenta							6	0.1	0.3	0.2	0.02	0.02	C58
Penis	13	0.2	0.6	0.5	0.01	0.06							C60
Prostate	2051	29.4	93.5	91.0	4.22	12.04							C61
Testis	106	1.5	4.8	3.9	0.29	0.29							C62
Other male genital organs	3	0.0	0.1	0.1	0.01	0.01							C63
Kidney	218	3.1	9.9	9.3	0.55	1.07	113	1.6	4.8	3.7	0.23	0.42	C64
Renal pelvis	4	0.1	0.2	0.1	0.00	0.01	6	0.1	0.3	0.2	0.01	0.02	C65
Ureter	7	0.1	0.3	0.3	0.00	0.02	0	0.0	0.0	0.0	0.00	0.00	C66
Bladder	315	4.5	14.4	13.5	0.50	1.48	130	1.8	5.5	4.0	0.18	0.42	C67
Other urinary organs	5	0.1	0.2	0.2	0.01	0.02	3	0.0	0.1	0.1	0.00	0.01	C68
Eye	14	0.2	0.6	0.6	0.03	0.07	6	0.1	0.3	0.3	0.01	0.03	C69
Brain and nervous system	163	2.3	7.4	7.0	0.38	0.73	145	2.0	6.2	5.3	0.28	0.55	C70–72
Thyroid	121	1.7	5.5	4.8	0.40	0.49	520	7.3	22.1	18.1	1.44	1.78	C73
Adrenal gland	8	0.1	0.4	0.4	0.02	0.03	9	0.1	0.4	0.4	0.02	0.04	C74
Other endocrine	2	0.0	0.1	0.1	0.01	0.01	4	0.1	0.2	0.2	0.01	0.01	C75
Hodgkin lymphoma	54	0.8	2.5	2.2	0.15	0.19	49	0.7	2.1	1.8	0.11	0.15	C81
Non-Hodgkin lymphoma	198	2.8	9.0	8.6	0.43	0.85	201	2.8	8.5	6.9	0.44	0.82	C82–86,C96
Immunoproliferative diseases	8	0.1	0.4	0.4	0.02	0.05	11	0.2	0.5	0.4	0.01	0.04	C88
Multiple myeloma	83	1.2	3.8	3.8	0.13	0.49	93	1.3	4.0	3.1	0.17	0.39	C90
Lymphoid leukaemia	49	0.7	2.2	2.5	0.15	0.20	47	0.7	2.0	2.0	0.10	0.13	C91
Myeloid leukaemia	88	1.3	4.0	3.9	0.24	0.39	62	0.9	2.6	2.1	0.10	0.24	C92–94
Leukaemia unspecified	41	0.6	1.9	1.7	0.05	0.12	45	0.6	1.9	1.3	0.03	0.14	C95
Myeloproliferative disorders	32	0.5	1.5	1.3	0.07	0.12	25	0.4	1.1	0.8	0.03	0.10	MPD
Myelodysplastic syndromes	35	0.5	1.6	1.5	0.04	0.13	36	0.5	1.5	1.1	0.03	0.08	MPS
Other and unspecified	162	2.3	7.4	7.1	0.33	0.74	186	2.6	7.9	5.6	0.27	0.57	O&U
All sites	10725		488.9	460.3	22.32	52.98	11071		470.7	358.7	20.82	39.35	C00–96
All sites except C44	6974	100.0	317.9	301.2	15.38	35.62	7101	100.0	301.9	236.8	14.85	26.24	C00–96 exc. C44

§Includes 1 case of unknown age

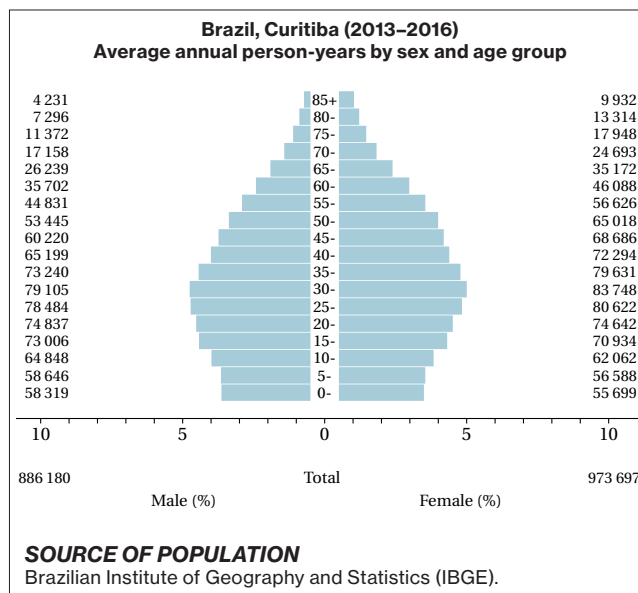
§Includes 1 case of unknown age

*See note following population pyramid

Brazil, Curitiba

CONTRIBUTORS

Cyntia Asturian Laporte
 Cintia da Costa Marques
 Juliana Chaves
 Dulce Meri Blitzkow
 Lucia Helena Nascimento Tonon
 Alcides Augusto Souto de Oliveira



NOTES ON THE DATA

*High DCO%.

20 major cancers, ASR (World) per 100 000

<i>Male</i>		<i>Female</i>	
Non-melanoma skin cancer	51.2	Breast	52.6
Prostate	43.8	Non-melanoma skin cancer	41.0
Trachea, bronchus, and lung	16.2	Cervix uteri	11.1
Colon	13.1	Trachea, bronchus, and lung	10.9
Stomach	13.1	Colon	10.5
Rectum	9.5	Corpus uteri	6.9
Bladder	8.6	Rectum	6.7
Oesophagus	7.6	Other and unspecified	6.0
Non-Hodgkin lymphoma	7.5	Thyroid	5.8
Other and unspecified	7.4	Ovary	5.8
Kidney	7.1	Stomach	5.6
Brain and nervous system	6.4	Non-Hodgkin lymphoma	5.1
Liver	6.2	Melanoma of skin	4.7
Pancreas	6.0	Pancreas	4.6
Melanoma of skin	5.5	Brain and nervous system	4.4
Larynx	4.7	Kidney	3.3
Testis	3.6	Liver	2.6
Myeloid leukaemia	3.2	Myeloid leukaemia	2.6
Tongue	3.1	Bladder	2.5
Lymphoid leukaemia	2.8	Lymphoid leukaemia	2.3
All sites	253.8	All sites	213.8

***Brazil, Curitiba (2013–2016)**

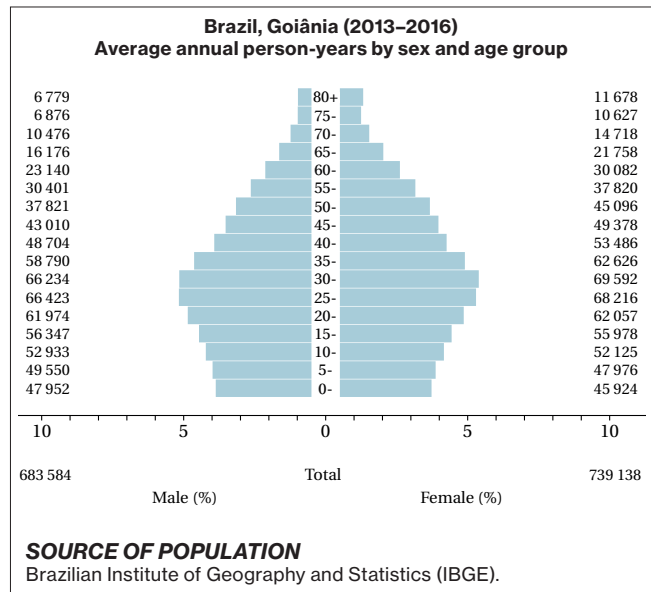
SITE	Male						Female						ICD-10
	No. cases	Freq. (%)	Crude rate (per 100 000)	ASR world	Cum. rates 0–64 (%)	Cum. rates 0–74 (%)	No. cases	Freq. (%)	Crude rate (per 100 000)	ASR world	Cum. rates 0–64 (%)	Cum. rates 0–74 (%)	
Lip	35	0.4	1.0	0.8	0.05	0.10	21	0.2	0.5	0.4	0.02	0.04	C00
Tongue	124	1.6	3.5	3.1	0.22	0.34	28	0.3	0.7	0.5	0.03	0.06	C01–02
Mouth	108	1.4	3.0	2.7	0.18	0.32	45	0.5	1.2	0.8	0.04	0.08	C03–06
Salivary glands	33	0.4	0.9	0.8	0.04	0.10	19	0.2	0.5	0.3	0.02	0.04	C07–08
Tonsil	33	0.4	0.9	0.8	0.06	0.10	1	0.0	0.0	0.0	0.00	0.00	C09
Other oropharynx	92	1.2	2.6	2.3	0.20	0.26	9	0.1	0.2	0.1	0.01	0.01	C10
Nasopharynx	23	0.3	0.6	0.6	0.05	0.06	12	0.1	0.3	0.3	0.02	0.03	C11
Hypopharynx	41	0.5	1.2	1.1	0.07	0.14	5	0.1	0.1	0.1	0.01	0.01	C12–13
Pharynx unspecified	9	0.1	0.3	0.2	0.01	0.02	2	0.0	0.1	0.0	0.00	0.01	C14
Oesophagus	299	3.8	8.4	7.6	0.44	0.93	82	0.9	2.1	1.4	0.07	0.15	C15
Stomach	519	6.5	14.6	13.1	0.62	1.48	316	3.5	8.1	5.6	0.29	0.63	C16
Small intestine	31	0.4	0.9	0.8	0.04	0.09	25	0.3	0.6	0.5	0.02	0.06	C17
Colon	523	6.6	14.8	13.1	0.65	1.51	582	6.4	14.9	10.5	0.58	1.21	C18
Rectum	374	4.7	10.6	9.5	0.53	1.16	366	4.0	9.4	6.7	0.42	0.76	C19–20
Anus	17	0.2	0.5	0.4	0.02	0.06	47	0.5	1.2	0.9	0.05	0.11	C21
Liver	242	3.0	6.8	6.2	0.33	0.76	142	1.6	3.6	2.6	0.12	0.27	C22
Gallbladder etc.	60	0.8	1.7	1.5	0.08	0.16	105	1.2	2.7	1.8	0.07	0.20	C23–24
Pancreas	239	3.0	6.7	6.0	0.27	0.68	263	2.9	6.8	4.6	0.22	0.55	C25
Nose, sinuses etc.	22	0.3	0.6	0.5	0.03	0.05	9	0.1	0.2	0.2	0.01	0.02	C30–31
Larynx	188	2.4	5.3	4.7	0.33	0.57	40	0.4	1.0	0.7	0.04	0.08	C32
Trachea, bronchus, and lung	633	8.0	17.9	16.2	0.73	2.01	607	6.7	15.6	10.9	0.54	1.35	C33–34
Other thoracic organs	21	0.3	0.6	0.6	0.03	0.06	19	0.2	0.5	0.4	0.02	0.05	C37–38
Bone	38	0.5	1.1	1.1	0.07	0.10	46	0.5	1.2	1.1	0.06	0.09	C40–41
Melanoma of skin	219	2.8	6.2	5.5	0.28	0.63	243	2.7	6.2	4.7	0.33	0.50	C43
Other skin	2054	25.9	57.9	51.2	2.40	5.59	2332	25.7	59.9	41.0	2.04	4.63	C44
Mesothelioma	7	0.1	0.2	0.2	0.01	0.02	7	0.1	0.2	0.1	0.01	0.02	C45
Kaposi sarcoma	16	0.2	0.5	0.4	0.03	0.04	3	0.0	0.1	0.0	0.00	0.00	C46
Connective and soft tissue	71	0.9	2.0	2.0	0.13	0.19	69	0.8	1.8	1.5	0.10	0.16	C47+C49
Breast	16	0.2	0.5	0.4	0.03	0.06	2754	30.3	70.7	52.6	3.81	5.83	C50
Vulva							47	0.5	1.2	0.7	0.02	0.06	C51
Vagina							7	0.1	0.2	0.1	0.01	0.01	C52
Cervix uteri							564	6.2	14.5	11.1	0.86	1.07	C53
Corpus uteri							371	4.1	9.5	6.9	0.45	0.86	C54
Uterus unspecified							45	0.5	1.2	0.9	0.06	0.09	C55
Ovary							301	3.3	7.7	5.8	0.38	0.65	C56
Other female genital organs							4	0.0	0.1	0.1	0.00	0.01	C57
Placenta							6	0.1	0.2	0.1	0.01	0.01	C58
Penis													C60
Prostate	1699	21.4	47.9	43.8	1.75	5.63							C61
Testis	152	1.9	4.3	3.6	0.26	0.26							C62
Other male genital organs	2	0.0	0.1	0.1	0.00	0.00							C63
Kidney	274	3.5	7.7	7.1	0.42	0.81	159	1.7	4.1	3.3	0.17	0.36	C64
Renal pelvis	6	0.1	0.2	0.2	0.01	0.02	3	0.0	0.1	0.0	0.00	0.01	C65
Ureter	2	0.0	0.1	0.0	0.00	0.01	3	0.0	0.1	0.0	0.00	0.00	C66
Bladder	340	4.3	9.6	8.6	0.35	0.97	146	1.6	3.7	2.5	0.11	0.27	C67
Other urinary organs	6	0.1	0.2	0.1	0.01	0.01	5	0.1	0.1	0.1	0.00	0.00	C68
Eye	22	0.3	0.6	0.6	0.03	0.07	18	0.2	0.5	0.4	0.02	0.04	C69
Brain and nervous system	245	3.1	6.9	6.4	0.37	0.68	207	2.3	5.3	4.4	0.25	0.45	C70–72
Thyroid	70	0.9	2.0	1.7	0.13	0.17	287	3.2	7.4	5.8	0.43	0.58	C73
Adrenal gland	12	0.2	0.3	0.4	0.02	0.02	21	0.2	0.5	0.8	0.04	0.05	C74
Other endocrine	2	0.0	0.1	0.1	0.00	0.00	3	0.0	0.1	0.1	0.00	0.01	C75
Hodgkin lymphoma	70	0.9	2.0	1.7	0.12	0.15	59	0.6	1.5	1.5	0.10	0.11	C81
Non-Hodgkin lymphoma	298	3.8	8.4	7.5	0.46	0.82	265	2.9	6.8	5.1	0.30	0.56	C82–86,C96
Immunoproliferative diseases	5	0.1	0.1	0.1	0.01	0.01	10	0.1	0.3	0.2	0.01	0.02	C88
Multiple myeloma	110	1.4	3.1	2.7	0.15	0.31	98	1.1	2.5	1.8	0.10	0.22	C90
Lymphoid leukaemia	91	1.1	2.6	2.8	0.15	0.19	77	0.8	2.0	2.3	0.12	0.16	C91
Myeloid leukaemia	124	1.6	3.5	3.2	0.17	0.30	123	1.4	3.2	2.6	0.16	0.24	C92–94
Leukaemia unspecified	16	0.2	0.5	0.4	0.02	0.03	15	0.2	0.4	0.3	0.01	0.02	C95
Myeloproliferative disorders	9	0.1	0.3	0.2	0.02	0.02	8	0.1	0.2	0.1	0.01	0.02	MPD
Myelodysplastic syndromes	30	0.4	0.8	0.8	0.02	0.06	26	0.3	0.7	0.4	0.01	0.04	MPS
Other and unspecified	293	3.7	8.3	7.4	0.36	0.83	345	3.8	8.9	6.0	0.32	0.63	O&U
All sites	9994		281.9	253.8	12.80	29.05	11422		293.3	213.8	12.94	23.52	C00–96
All sites except C44	7940	100.0	224.0	202.6	10.40	23.46	9090	100.0	233.4	172.8	10.90	18.89	C00–96 exc. C44

*See note following population pyramid

Brazil, Goiânia

CONTRIBUTORS

Jose Carlos de Oliveira
 Maria Paula Curado
 Carleane Maciel Bandeira
 Matinair Siqueira Mineiro
 Elcivone Cirienu Souza
 Larissa Pria de Oliveira



NOTES ON THE DATA

†C67 (bladder cancer) includes neoplasms of uncertain or unknown behaviour together with invasive cancers.

20 major cancers, ASR (World) per 100 000

<i>Male</i>		<i>Female</i>	
Non-melanoma skin cancer	119.0	Non-melanoma skin cancer	97.5
Prostate	82.7	Breast	50.7
Trachea, bronchus, and lung	18.0	Cervix uteri	14.5
Colon	15.7	Thyroid	14.5
Stomach	11.9	Colon	13.2
Rectum	10.5	Trachea, bronchus, and lung	11.1
Bladder	8.2	Ovary	6.7
Non-Hodgkin lymphoma	7.2	Stomach	6.4
Other and unspecified	6.7	Corpus uteri	6.3
Kidney	6.7	Rectum	5.9
Brain and nervous system	6.7	Other and unspecified	5.0
Larynx	5.9	Brain and nervous system	4.7
Oesophagus	5.7	Non-Hodgkin lymphoma	4.5
Pancreas	4.9	Pancreas	3.6
Liver	4.8	Kidney	3.4
Melanoma of skin	4.0	Melanoma of skin	3.2
Other oropharynx	3.7	Bladder	2.8
Mouth	3.4	Multiple myeloma	2.3
Thyroid	3.4	Connective and soft tissue	2.1
Multiple myeloma	3.4	Gallbladder etc.	2.0
All sites	363.9	All sites	280.8

Brazil, Goiânia (2013–2016)

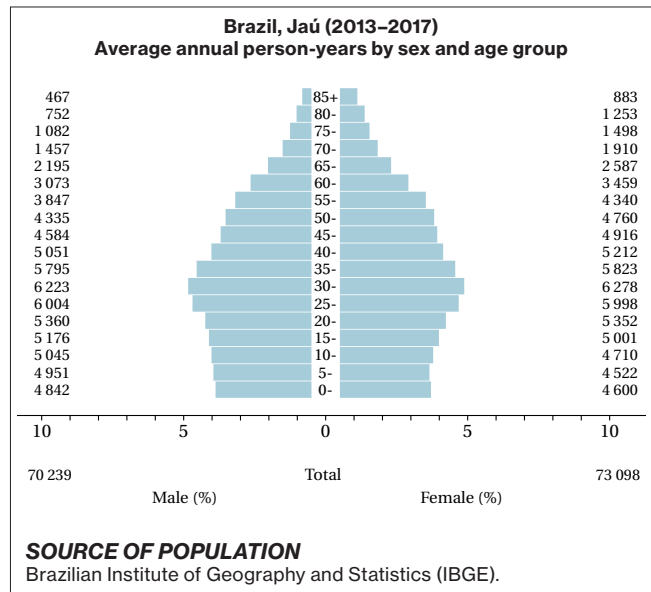
SITE	Male						Female						ICD-10
	No. cases	Freq. (%)	Crude rate (per 100 000)	ASR world	Cum. rates 0–64 (%)	Cum. rates 0–74 (%)	No. cases	Freq. (%)	Crude rate (per 100 000)	ASR world	Cum. rates 0–64 (%)	Cum. rates 0–74 (%)	
Lip	11	0.2	0.4	0.4	0.02	0.03	6	0.1	0.2	0.2	0.01	0.01	C00
Tongue	86	1.4	3.1	3.2	0.22	0.39	31	0.5	1.0	0.9	0.04	0.11	C01–02
Mouth	93	1.5	3.4	3.4	0.23	0.41	41	0.6	1.4	1.2	0.04	0.13	C03–06
Salivary glands	26	0.4	1.0	1.0	0.05	0.11	16	0.3	0.5	0.5	0.03	0.05	C07–08
Tonsil	23	0.4	0.8	0.8	0.08	0.10	6	0.1	0.2	0.2	0.01	0.02	C09
Other oropharynx	98	1.6	3.6	3.7	0.28	0.49	9	0.1	0.3	0.3	0.02	0.03	C10
Nasopharynx	24	0.4	0.9	0.9	0.06	0.07	18	0.3	0.6	0.5	0.03	0.06	C11
Hypopharynx	51	0.8	1.9	1.9	0.14	0.22	7	0.1	0.2	0.2	0.02	0.02	C12–13
Pharynx unspecified	3	0.0	0.1	0.1	0.01	0.01	0	0.0	0.0	0.0	0.00	0.00	C14
Oesophagus	147	2.4	5.4	5.7	0.31	0.72	46	0.7	1.6	1.3	0.07	0.16	C15
Stomach	306	4.9	11.2	11.9	0.60	1.43	227	3.6	7.7	6.4	0.33	0.70	C16
Small intestine	23	0.4	0.8	0.9	0.05	0.10	24	0.4	0.8	0.7	0.04	0.08	C17
Colon	409	6.5	15.0	15.7	0.87	1.77	462	7.3	15.6	13.2	0.77	1.51	C18
Rectum	275	4.4	10.1	10.5	0.61	1.22	208	3.3	7.0	5.9	0.37	0.66	C19–20
Anus	14	0.2	0.5	0.5	0.03	0.06	50	0.8	1.7	1.4	0.09	0.18	C21
Liver	121	1.9	4.4	4.8	0.26	0.63	64	1.0	2.2	1.9	0.10	0.24	C22
Gallbladder etc.	50	0.8	1.8	1.9	0.11	0.20	70	1.1	2.4	2.0	0.10	0.23	C23–24
Pancreas	125	2.0	4.6	4.9	0.31	0.62	125	2.0	4.2	3.6	0.15	0.41	C25
Nose, sinuses etc.	14	0.2	0.5	0.5	0.03	0.03	11	0.2	0.4	0.3	0.02	0.03	C30–31
Larynx	151	2.4	5.5	5.9	0.34	0.70	18	0.3	0.6	0.5	0.03	0.06	C32
Trachea, bronchus, and lung	449	7.2	16.4	18.0	0.81	2.18	383	6.0	13.0	11.1	0.58	1.36	C33–34
Other thoracic organs	7	0.1	0.3	0.3	0.01	0.03	6	0.1	0.2	0.2	0.00	0.02	C37–38
Bone	32	0.5	1.2	1.1	0.08	0.10	31	0.5	1.0	1.0	0.06	0.07	C40–41
Melanoma of skin	105	1.7	3.8	4.0	0.25	0.49	112	1.8	3.8	3.2	0.18	0.33	C43
Other skin	3054	48.9	111.7	119.0	4.88	12.62	3505	55.2	118.6	97.5	4.31	10.37	C44
Mesothelioma	2	0.0	0.1	0.1	0.00	0.02	2	0.0	0.1	0.1	0.00	0.00	C45
Kaposi sarcoma	28	0.4	1.0	0.9	0.05	0.09	2	0.0	0.1	0.1	0.00	0.01	C46
Connective and soft tissue	61	1.0	2.2	2.3	0.14	0.24	71	1.1	2.4	2.1	0.13	0.19	C47+C49
Breast	18	0.3	0.7	0.7	0.05	0.08	1774	27.9	60.0	50.7	3.55	5.78	C50
Vulva							29	0.5	1.0	0.8	0.05	0.07	C51
Vagina							11	0.2	0.4	0.4	0.02	0.05	C52
Cervix uteri							527	8.3	17.8	14.5	1.09	1.54	C53
Corpus uteri							212	3.3	7.2	6.3	0.41	0.79	C54
Uterus unspecified							31	0.5	1.0	0.9	0.06	0.12	C55
Ovary							226	3.6	7.6	6.7	0.46	0.70	C56
Other female genital organs							2	0.0	0.1	0.1	0.00	0.01	C57
Placenta							0	0.0	0.0	0.0	0.00	0.00	C58
Penis	46	0.7	1.7	1.7	0.08	0.15							C60
Prostate	2009	32.2	73.5	82.7	3.24	11.00							C61
Testis	56	0.9	2.0	1.7	0.12	0.12							C62
Other male genital organs	4	0.1	0.1	0.1	0.01	0.01							C63
Kidney	175	2.8	6.4	6.7	0.41	0.77	106	1.7	3.6	3.4	0.20	0.35	C64
Renal pelvis	2	0.0	0.1	0.1	0.00	0.02	1	0.0	0.0	0.0	0.00	0.00	C65
Ureter	5	0.1	0.2	0.2	0.00	0.02	3	0.0	0.1	0.1	0.00	0.01	C66
†Bladder	207	3.3	7.6	8.2	0.24	0.84	99	1.6	3.3	2.8	0.13	0.33	C67
Other urinary organs	1	0.0	0.0	0.0	0.00	0.00	1	0.0	0.0	0.0	0.00	0.00	C68
Eye	17	0.3	0.6	0.8	0.04	0.07	10	0.2	0.3	0.3	0.01	0.03	C69
Brain and nervous system	175	2.8	6.4	6.7	0.44	0.69	147	2.3	5.0	4.7	0.29	0.46	C70–72
Thyroid	102	1.6	3.7	3.4	0.27	0.33	515	8.1	17.4	14.5	1.17	1.41	C73
Adrenal gland	6	0.1	0.2	0.3	0.01	0.02	10	0.2	0.3	0.4	0.02	0.03	C74
Other endocrine	12	0.2	0.4	0.5	0.02	0.07	3	0.0	0.1	0.1	0.01	0.01	C75
Hodgkin lymphoma	57	0.9	2.1	2.0	0.12	0.16	50	0.8	1.7	1.6	0.10	0.14	C81
Non-Hodgkin lymphoma	190	3.0	6.9	7.2	0.38	0.79	150	2.4	5.1	4.5	0.27	0.48	C82–86,C96
Immunoproliferative diseases	10	0.2	0.4	0.4	0.02	0.05	11	0.2	0.4	0.3	0.02	0.03	C88
Multiple myeloma	84	1.3	3.1	3.4	0.14	0.41	78	1.2	2.6	2.3	0.15	0.28	C90
Lymphoid leukaemia	68	1.1	2.5	2.9	0.14	0.19	37	0.6	1.3	1.5	0.06	0.12	C91
Myeloid leukaemia	49	0.8	1.8	1.9	0.13	0.22	53	0.8	1.8	1.7	0.11	0.16	C92–94
Leukaemia unspecified	12	0.2	0.4	0.5	0.02	0.06	10	0.2	0.3	0.3	0.01	0.02	C95
Myeloproliferative disorders	4	0.1	0.1	0.1	0.01	0.02	1	0.0	0.0	0.0	0.00	0.00	MPD
Myelodysplastic syndromes	26	0.4	1.0	1.0	0.04	0.08	30	0.5	1.0	0.8	0.04	0.09	MPS
Other and unspecified	176	2.8	6.4	6.7	0.37	0.75	178	2.8	6.0	5.0	0.28	0.57	O&U
All sites	9299		340.1	363.9	17.14	42.00	9856		333.4	280.8	16.07	30.63	C00–96
All sites except C44	6245	100.0	228.4	244.9	12.26	29.39	6351	100.0	214.8	183.3	11.75	20.26	C00–96 exc. C44

†See note following population pyramid

Brazil, Jaú

CONTRIBUTORS

Donaldo Botelho Veneziano
Claudia Luciana de Araujo Veneziano



NOTES ON THE DATA

*Rates based on low numbers due to small population.

20 major cancers, ASR (World) per 100 000

<i>Male</i>		<i>Female</i>	
Non-melanoma skin cancer	193.0	Non-melanoma skin cancer	155.5
Prostate	48.4	Breast	51.9
Colon	15.6	Corpus uteri	14.6
Trachea, bronchus, and lung	13.8	Colon	14.2
Stomach	13.5	Thyroid	10.1
Rectum	13.4	Rectum	7.4
Other and unspecified	10.7	Other and unspecified	6.3
Oesophagus	8.8	Melanoma of skin	6.1
Larynx	7.1	Trachea, bronchus, and lung	6.1
Kidney	7.0	Stomach	5.9
Non-Hodgkin lymphoma	6.8	Cervix uteri	5.7
Bladder	6.2	Ovary	4.6
Tongue	5.8	Kidney	4.3
Liver	5.6	Non-Hodgkin lymphoma	3.3
Testis	5.2	Brain and nervous system	2.9
Melanoma of skin	5.1	Gallbladder etc.	2.6
Mouth	4.1	Pancreas	2.6
Brain and nervous system	3.9	Multiple myeloma	2.4
Lip	3.5	Lymphoid leukaemia	2.3
Multiple myeloma	3.3	Myeloid leukaemia	2.0
All sites	407.7	All sites	326.7

***Brazil, Jaú (2013–2017)**

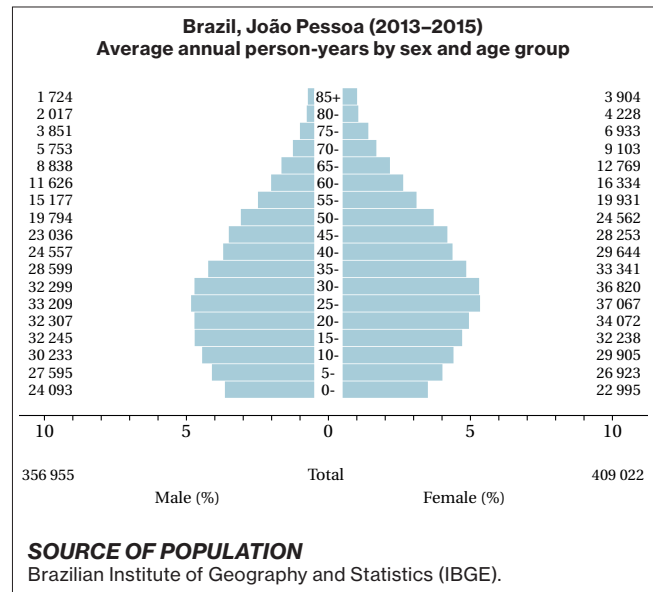
SITE	Male						Female						ICD-10
	No. cases	Freq. (%)	Crude rate (per 100 000)	ASR world	Cum. rates 0–64 (%)	Cum. rates 0–74 (%)	No. cases	Freq. (%)	Crude rate (per 100 000)	ASR world	Cum. rates 0–64 (%)	Cum. rates 0–74 (%)	
Lip	15	1.7	4.3	3.5	0.23	0.39	8	0.9	2.2	1.4	0.07	0.13	C00
Tongue	25	2.8	7.1	5.8	0.49	0.65	6	0.7	1.6	1.0	0.05	0.09	C01–02
Mouth	17	1.9	4.8	4.1	0.33	0.46	4	0.5	1.1	0.7	0.05	0.05	C03–06
Salivary glands	1	0.1	0.3	0.3	0.03	0.03	1	0.1	0.3	0.2	0.00	0.04	C07–08
Tonsil	10	1.1	2.8	2.5	0.12	0.32	0	0.0	0.0	0.0	0.00	0.00	C09
Other oropharynx	3	0.3	0.9	0.8	0.06	0.13	0	0.0	0.0	0.0	0.00	0.00	C10
Nasopharynx	4	0.4	1.1	0.9	0.07	0.07	1	0.1	0.3	0.1	0.00	0.00	C11
Hypopharynx	6	0.7	1.7	1.5	0.15	0.19	0	0.0	0.0	0.0	0.00	0.00	C12–13
Pharynx unspecified	1	0.1	0.3	0.3	0.03	0.03	1	0.1	0.3	0.2	0.03	0.03	C14
Oesophagus	39	4.3	11.1	8.8	0.71	0.96	3	0.3	0.8	0.5	0.02	0.07	C15
Stomach	58	6.4	16.5	13.5	0.70	1.59	31	3.6	8.5	5.9	0.25	0.87	C16
Small intestine	4	0.4	1.1	0.9	0.06	0.06	2	0.2	0.5	0.5	0.03	0.07	C17
Colon	67	7.4	19.1	15.6	0.75	1.92	77	8.9	21.1	14.2	0.76	1.65	C18
Rectum	57	6.3	16.2	13.4	0.90	1.59	38	4.4	10.4	7.4	0.50	0.88	C19–20
Anus	3	0.3	0.9	0.7	0.04	0.11	1	0.1	0.3	0.2	0.00	0.05	C21
Liver	24	2.7	6.8	5.6	0.45	0.63	8	0.9	2.2	1.4	0.07	0.11	C22
Gallbladder etc.	5	0.6	1.4	1.0	0.05	0.10	15	1.7	4.1	2.6	0.10	0.28	C23–24
Pancreas	12	1.3	3.4	2.9	0.13	0.45	13	1.5	3.6	2.6	0.22	0.29	C25
Nose, sinuses etc.	1	0.1	0.3	0.3	0.00	0.05	1	0.1	0.3	0.1	0.00	0.00	C30–31
Larynx	30	3.3	8.5	7.1	0.42	0.94	0	0.0	0.0	0.0	0.00	0.00	C32
Trachea, bronchus, and lung	59	6.5	16.8	13.8	0.90	1.83	32	3.7	8.8	6.1	0.47	0.71	C33–34
Other thoracic organs	1	0.1	0.3	0.3	0.02	0.02	4	0.5	1.1	1.1	0.06	0.06	C37–38
Bone	4	0.4	1.1	0.9	0.06	0.06	0	0.0	0.0	0.0	0.00	0.00	C40–41
Melanoma of skin	22	2.4	6.3	5.1	0.31	0.54	30	3.5	8.2	6.1	0.35	0.74	C43
Other skin	851	94.0	242.3	193.0	8.94	21.62	861	99.4	235.6	155.5	8.25	17.47	C44
Mesothelioma	0	0.0	0.0	0.0	0.00	0.00	0	0.0	0.0	0.0	0.00	0.00	C45
Kaposi sarcoma	1	0.1	0.3	0.3	0.03	0.03	0	0.0	0.0	0.0	0.00	0.00	C46
Connective and soft tissue	3	0.3	0.9	0.6	0.03	0.03	1	0.1	0.3	0.2	0.03	0.03	C47+C49
Breast	3	0.3	0.9	0.7	0.05	0.05	255	29.4	69.8	51.9	3.97	5.83	C50
Vulva							7	0.8	1.9	1.2	0.04	0.14	C51
Vagina							4	0.5	1.1	0.8	0.06	0.06	C52
Cervix uteri							26	3.0	7.1	5.7	0.38	0.65	C53
Corpus uteri							74	8.5	20.2	14.6	0.91	1.97	C54
Uterus unspecified							2	0.2	0.5	0.5	0.02	0.06	C55
Ovary							23	2.7	6.3	4.6	0.40	0.47	C56
Other female genital organs							0	0.0	0.0	0.0	0.00	0.00	C57
Placenta							0	0.0	0.0	0.0	0.00	0.00	C58
Penis		2	0.2	0.6	0.5	0.02	0.07						C60
Prostate	203	22.4	57.8	48.4	2.04	6.60							C61
Testis	22	2.4	6.3	5.2	0.38	0.38							C62
Other male genital organs	1	0.1	0.3	0.2	0.00	0.00							C63
Kidney	28	3.1	8.0	7.0	0.43	0.91	21	2.4	5.7	4.3	0.22	0.60	C64
Renal pelvis	3	0.3	0.9	0.7	0.03	0.10	0	0.0	0.0	0.0	0.00	0.00	C65
Ureter	0	0.0	0.0	0.0	0.00	0.00	1	0.1	0.3	0.2	0.03	0.03	C66
Bladder	26	2.9	7.4	6.2	0.23	0.87	8	0.9	2.2	1.4	0.10	0.20	C67
Other urinary organs	0	0.0	0.0	0.0	0.00	0.00	0	0.0	0.0	0.0	0.00	0.00	C68
Eye	0	0.0	0.0	0.0	0.00	0.00	2	0.2	0.5	0.4	0.05	0.05	C69
Brain and nervous system	16	1.8	4.6	3.9	0.23	0.35	15	1.7	4.1	2.9	0.18	0.22	C70–72
Thyroid	5	0.6	1.4	1.2	0.11	0.11	46	5.3	12.6	10.1	0.81	0.99	C73
Adrenal gland	0	0.0	0.0	0.0	0.00	0.00	1	0.1	0.3	0.2	0.02	0.02	C74
Other endocrine	1	0.1	0.3	0.3	0.03	0.03	0	0.0	0.0	0.0	0.00	0.00	C75
Hodgkin lymphoma	7	0.8	2.0	1.6	0.15	0.15	5	0.6	1.4	1.1	0.10	0.10	C81
Non-Hodgkin lymphoma	28	3.1	8.0	6.8	0.39	0.71	16	1.8	4.4	3.3	0.15	0.37	C82–86,C96
Immunoproliferative diseases	0	0.0	0.0	0.0	0.00	0.00	0	0.0	0.0	0.0	0.00	0.00	C88
Multiple myeloma	14	1.5	4.0	3.3	0.17	0.47	13	1.5	3.6	2.4	0.11	0.28	C90
Lymphoid leukaemia	8	0.9	2.3	2.4	0.10	0.16	8	0.9	2.2	2.3	0.11	0.22	C91
Myeloid leukaemia	9	1.0	2.6	2.5	0.09	0.23	11	1.3	3.0	2.0	0.09	0.27	C92–94
Leukaemia unspecified	2	0.2	0.6	0.4	0.00	0.00	0	0.0	0.0	0.0	0.00	0.00	C95
Myeloproliferative disorders	4	0.4	1.1	1.0	0.05	0.14	6	0.7	1.6	1.3	0.09	0.18	MPD
Myelodysplastic syndromes	6	0.7	1.7	1.5	0.05	0.17	8	0.9	2.2	1.2	0.05	0.09	MPS
Other and unspecified	45	5.0	12.8	10.7	0.56	1.39	37	4.3	10.1	6.3	0.36	0.63	O&U
All sites	1756		500.0	407.7	21.14	47.71	1727		472.5	326.7	19.54	37.05	C00–96
All sites except C44	905	100.0	257.7	214.6	12.21	26.09	866	100.0	236.9	171.3	11.29	19.58	C00–96 exc. C44

*See note following population pyramid

Brazil, João Pessoa

CONTRIBUTORS

Josefa Ângela Aquino
 Vanja Raquel Lemos
 Helemário José Pacheco França Filho
 Maria de Lourdes Silva
 Osmaldo Barbosa Miranda



20 major cancers, ASR (World) per 100 000

<i>Male</i>		<i>Female</i>	
Prostate	77.4	Breast	55.5
Non-melanoma skin cancer	50.9	Non-melanoma skin cancer	39.6
Trachea, bronchus, and lung	15.2	Other and unspecified	13.3
Stomach	13.4	Thyroid	13.2
Other and unspecified	13.2	Cervix uteri	12.5
Colon	6.9	Trachea, bronchus, and lung	9.9
Larynx	6.9	Corpus uteri	7.6
Kidney	6.1	Ovary	7.5
Non-Hodgkin lymphoma	6.1	Colon	6.4
Liver	5.9	Stomach	5.5
Bladder	4.9	Rectum	4.9
Rectum	4.5	Brain and nervous system	4.6
Mouth	4.5	Uterus unspecified	4.5
Brain and nervous system	4.2	Non-Hodgkin lymphoma	4.5
Oesophagus	4.2	Kidney	4.3
Pancreas	3.9	Liver	3.7
Thyroid	3.6	Pancreas	3.5
Tongue	3.3	Melanoma of skin	2.5
Lymphoid leukaemia	3.0	Gallbladder etc.	2.2
Leukaemia unspecified	3.0	Leukaemia unspecified	1.9
All sites	267.2	All sites	230.4

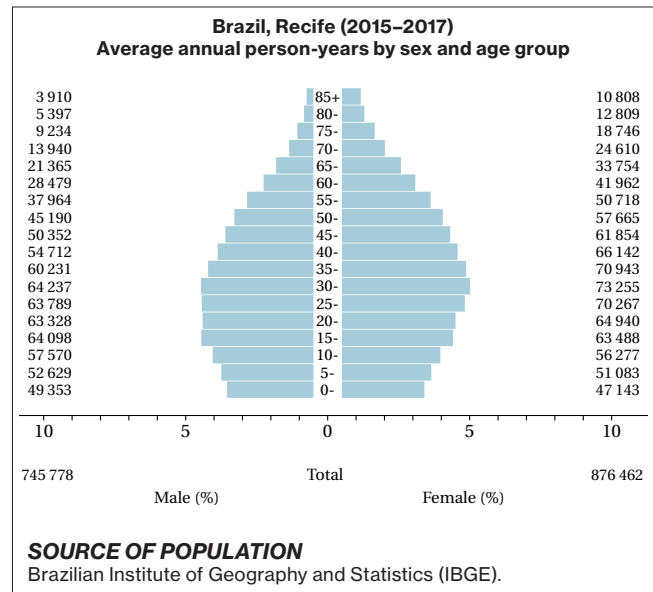
Brazil, João Pessoa (2013–2015)

SITE	Male						Female						ICD-10
	No. cases	Freq. (%)	Crude rate (per 100 000)	ASR world	Cum. rates 0–64 (%)	Cum. rates 0–74 (%)	No. cases	Freq. (%)	Crude rate (per 100 000)	ASR world	Cum. rates 0–64 (%)	Cum. rates 0–74 (%)	
Lip	8	0.4	0.7	0.7	0.04	0.07	6	0.2	0.5	0.4	0.03	0.04	C00
Tongue	35	1.6	3.3	3.3	0.24	0.34	16	0.6	1.3	1.0	0.06	0.07	C01–02
Mouth	48	2.2	4.5	4.5	0.28	0.51	31	1.1	2.5	1.6	0.05	0.12	C03–06
Salivary glands	7	0.3	0.7	0.7	0.02	0.09	14	0.5	1.1	0.9	0.06	0.11	C07–08
Tonsil	3	0.1	0.3	0.3	0.01	0.06	1	0.0	0.1	0.1	0.01	0.01	C09
Other oropharynx	27	1.2	2.5	2.5	0.15	0.26	7	0.2	0.6	0.4	0.01	0.05	C10
Nasopharynx	4	0.2	0.4	0.4	0.03	0.03	1	0.0	0.1	0.1	0.01	0.01	C11
Hypopharynx	5	0.2	0.5	0.5	0.03	0.06	1	0.0	0.1	0.1	0.00	0.01	C12–13
Pharynx unspecified	5	0.2	0.5	0.5	0.02	0.07	1	0.0	0.1	0.1	0.00	0.02	C14
Oesophagus	43	2.0	4.0	4.2	0.26	0.50	13	0.5	1.1	0.8	0.05	0.05	C15
Stomach	134	6.1	12.5	13.4	0.63	1.61	87	3.0	7.1	5.5	0.33	0.57	C16
Small intestine	12	0.6	1.1	1.2	0.08	0.15	18	0.6	1.5	1.1	0.03	0.12	C17
Colon	73	3.4	6.8	6.9	0.41	0.80	102	3.5	8.3	6.4	0.36	0.64	C18
Rectum	48	2.2	4.5	4.5	0.26	0.47	79	2.7	6.4	4.9	0.24	0.53	C19–20
Anus	2	0.1	0.2	0.2	0.00	0.03	8	0.3	0.7	0.5	0.03	0.08	C21
Liver	59	2.7	5.5	5.9	0.30	0.64	58	2.0	4.7	3.7	0.20	0.45	C22
Gallbladder etc.	18	0.8	1.7	1.8	0.05	0.19	35	1.2	2.9	2.2	0.11	0.24	C23–24
Pancreas	40	1.8	3.7	3.9	0.11	0.47	55	1.9	4.5	3.5	0.16	0.40	C25
Nose, sinuses etc.	4	0.2	0.4	0.4	0.01	0.02	2	0.1	0.2	0.1	0.02	0.02	C30–31
Larynx	69	3.2	6.4	6.9	0.48	0.87	12	0.4	1.0	0.9	0.04	0.13	C32
Trachea, bronchus, and lung	152	7.0	14.2	15.2	0.62	1.90	149	5.2	12.1	9.9	0.49	1.25	C33–34
Other thoracic organs	5	0.2	0.5	0.5	0.03	0.04	6	0.2	0.5	0.4	0.02	0.04	C37–38
Bone	10	0.5	0.9	1.0	0.05	0.12	23	0.8	1.9	1.7	0.12	0.13	C40–41
Melanoma of skin	30	1.4	2.8	2.9	0.16	0.39	34	1.2	2.8	2.5	0.15	0.31	C43
Other skin	533	24.5	49.8	50.9	2.50	5.29	626	21.8	51.0	39.6	2.11	4.30	C44
Mesothelioma	0	0.0	0.0	0.0	0.00	0.00	0	0.0	0.0	0.0	0.00	0.00	C45
Kaposi sarcoma	5	0.2	0.5	0.4	0.03	0.03	0	0.0	0.0	0.0	0.00	0.00	C46
Connective and soft tissue	19	0.9	1.8	1.8	0.12	0.16	25	0.9	2.0	1.8	0.12	0.21	C47+C49
Breast	4	0.2	0.4	0.4	0.03	0.03	829	28.8	67.6	55.5	3.90	6.17	C50
Vulva							16	0.6	1.3	1.1	0.08	0.11	C51
Vagina							12	0.4	1.0	0.8	0.05	0.08	C52
Cervix uteri							188	6.5	15.3	12.5	0.86	1.32	C53
Corpus uteri							111	3.9	9.0	7.6	0.54	0.94	C54
Uterus unspecified							71	2.5	5.8	4.5	0.35	0.46	C55
Ovary							111	3.9	9.0	7.5	0.50	0.82	C56
Other female genital organs							4	0.1	0.3	0.3	0.02	0.03	C57
Placenta							1	0.0	0.1	0.1	0.00	0.00	C58
Penis	16	0.7	1.5	1.5	0.08	0.11							C60
Prostate	754	34.6	70.4	77.4	3.21	9.75							C61
Testis	14	0.6	1.3	1.2	0.08	0.10							C62
Other male genital organs	2	0.1	0.2	0.2	0.00	0.03							C63
Kidney	61	2.8	5.7	6.1	0.37	0.75	57	2.0	4.6	4.3	0.25	0.44	C64
Renal pelvis	0	0.0	0.0	0.0	0.00	0.00	0	0.0	0.0	0.0	0.00	0.00	C65
Ureter	1	0.0	0.1	0.1	0.00	0.00	1	0.0	0.1	0.1	0.00	0.01	C66
Bladder	48	2.2	4.5	4.9	0.25	0.62	31	1.1	2.5	1.9	0.06	0.22	C67
Other urinary organs	1	0.0	0.1	0.1	0.01	0.01	0	0.0	0.0	0.0	0.00	0.00	C68
Eye	6	0.3	0.6	0.6	0.02	0.08	1	0.0	0.1	0.1	0.00	0.01	C69
Brain and nervous system	45	2.1	4.2	4.2	0.26	0.47	64	2.2	5.2	4.6	0.26	0.44	C70–72
Thyroid	40	1.8	3.7	3.6	0.26	0.35	196	6.8	16.0	13.2	1.02	1.38	C73
Adrenal gland	1	0.0	0.1	0.2	0.01	0.01	1	0.0	0.1	0.1	0.01	0.01	C74
Other endocrine	3	0.1	0.3	0.3	0.00	0.02	1	0.0	0.1	0.1	0.01	0.01	C75
Hodgkin lymphoma	12	0.6	1.1	1.1	0.06	0.06	14	0.5	1.1	1.1	0.08	0.11	C81
Non-Hodgkin lymphoma	62	2.8	5.8	6.1	0.39	0.64	68	2.4	5.5	4.5	0.24	0.54	C82–86, C96
Immunoproliferative diseases	0	0.0	0.0	0.0	0.00	0.00	1	0.0	0.1	0.0	0.00	0.00	C88
Multiple myeloma	20	0.9	1.9	1.9	0.10	0.25	17	0.6	1.4	1.1	0.04	0.16	C90
Lymphoid leukaemia	29	1.3	2.7	3.0	0.20	0.20	16	0.6	1.3	1.4	0.08	0.09	C91
Myeloid leukaemia	23	1.1	2.1	2.0	0.13	0.17	28	1.0	2.3	1.9	0.12	0.14	C92–94
Leukaemia unspecified	29	1.3	2.7	3.0	0.14	0.29	28	1.0	2.3	1.9	0.10	0.20	C95
Myeloproliferative disorders	7	0.3	0.7	0.7	0.04	0.05	14	0.5	1.1	0.9	0.05	0.08	MPD
Myelodysplastic syndromes	0	0.0	0.0	0.0	0.00	0.00	1	0.0	0.1	0.0	0.00	0.00	MPS
Other and unspecified	136	6.2	12.7	13.2	0.69	1.30	209	7.3	17.0	13.3	0.79	1.45	O&U
All sites	2712		253.3	267.2	13.25	30.47	3501		285.3	230.4	14.20	25.14	C00–96
All sites except C44	2179	100.0	203.5	216.3	10.75	25.18	2875	100.0	234.3	190.8	12.09	20.85	C00–96 exc. C44

Brazil, Recife

CONTRIBUTORS

Claudia Castro
 Terezinha Aquino
 Erica Selva
 Thiago Sales
 Marta Cabral
 Katia Oliveira
 Alba Moraes
 Kassiana Silva



20 major cancers, ASR (World) per 100 000

<i>Male</i>		<i>Female</i>	
Prostate	57.9	Breast	62.0
Non-melanoma skin cancer	32.6	Non-melanoma skin cancer	24.8
Trachea, bronchus, and lung	19.7	Cervix uteri	12.3
Stomach	11.3	Trachea, bronchus, and lung	11.7
Colon	8.4	Corpus uteri	8.9
Liver	8.2	Ovary	8.7
Rectum	7.2	Thyroid	7.6
Other and unspecified	7.0	Colon	7.4
Pancreas	6.9	Other and unspecified	6.7
Larynx	6.6	Rectum	5.6
Oesophagus	6.0	Stomach	5.3
Brain and nervous system	6.0	Pancreas	4.9
Bladder	5.5	Liver	4.8
Kidney	5.0	Non-Hodgkin lymphoma	3.9
Non-Hodgkin lymphoma	4.9	Brain and nervous system	3.9
Tongue	3.6	Gallbladder etc.	3.6
Lymphoid leukaemia	3.4	Kidney	3.1
Multiple myeloma	3.2	Lymphoid leukaemia	2.8
Mouth	3.2	Myeloid leukaemia	2.6
Myeloid leukaemia	3.0	Multiple myeloma	2.4
All sites	237.3	All sites	212.8

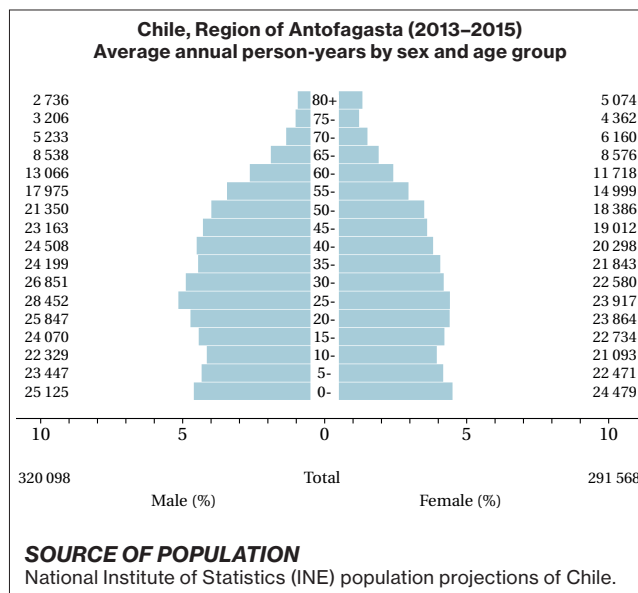
Brazil, Recife (2015–2017)

SITE	Male						Female						ICD-10
	No. cases	Freq. (%)	Crude rate (per 100 000)	ASR world	Cum. rates 0–64 (%)	Cum. rates 0–74 (%)	No. cases	Freq. (%)	Crude rate (per 100 000)	ASR world	Cum. rates 0–64 (%)	Cum. rates 0–74 (%)	
Lip	10	0.2	0.4	0.4	0.03	0.04	6	0.1	0.2	0.1	0.01	0.01	C00
Tongue	91	1.9	4.1	3.6	0.25	0.41	26	0.4	1.0	0.7	0.04	0.08	C01–02
Mouth	81	1.7	3.6	3.2	0.25	0.38	23	0.3	0.9	0.5	0.02	0.04	C03–06
Salivary glands	17	0.3	0.8	0.7	0.03	0.06	6	0.1	0.2	0.2	0.01	0.02	C07–08
Tonsil	13	0.3	0.6	0.5	0.05	0.06	3	0.0	0.1	0.1	0.01	0.01	C09
Other oropharynx	52	1.1	2.3	2.1	0.19	0.23	11	0.2	0.4	0.3	0.02	0.04	C10
Nasopharynx	17	0.3	0.8	0.6	0.05	0.06	8	0.1	0.3	0.2	0.02	0.03	C11
Hypopharynx	22	0.4	1.0	0.9	0.06	0.13	2	0.0	0.1	0.1	0.01	0.01	C12–13
Pharynx unspecified	11	0.2	0.5	0.4	0.03	0.04	2	0.0	0.1	0.0	0.00	0.00	C14
Oesophagus	147	3.0	6.6	6.0	0.38	0.76	54	0.8	2.1	1.3	0.06	0.16	C15
Stomach	278	5.7	12.4	11.3	0.56	1.40	211	3.0	8.0	5.3	0.31	0.56	C16
Small intestine	32	0.7	1.4	1.3	0.09	0.14	24	0.3	0.9	0.6	0.04	0.07	C17
Colon	208	4.2	9.3	8.4	0.43	0.94	300	4.3	11.4	7.4	0.43	0.79	C18
Rectum	175	3.6	7.8	7.2	0.33	0.92	217	3.1	8.3	5.6	0.39	0.62	C19–20
Anus	15	0.3	0.7	0.6	0.05	0.07	48	0.7	1.8	1.3	0.07	0.15	C21
Liver	196	4.0	8.8	8.2	0.34	1.01	198	2.8	7.5	4.8	0.25	0.50	C22
Gallbladder etc.	53	1.1	2.4	2.2	0.09	0.25	150	2.1	5.7	3.6	0.18	0.40	C23–24
Pancreas	166	3.4	7.4	6.9	0.35	0.83	209	3.0	7.9	4.9	0.20	0.61	C25
Nose, sinuses etc.	8	0.2	0.4	0.4	0.02	0.04	9	0.1	0.3	0.2	0.02	0.04	C30–31
Larynx	158	3.2	7.1	6.6	0.37	0.84	32	0.5	1.2	0.8	0.05	0.11	C32
Trachea, bronchus, and lung	466	9.5	20.8	19.7	0.88	2.49	476	6.8	18.1	11.7	0.64	1.40	C33–34
Other thoracic organs	31	0.6	1.4	1.3	0.08	0.19	29	0.4	1.1	0.8	0.07	0.10	C37–38
Bone	39	0.8	1.7	1.6	0.09	0.17	33	0.5	1.3	1.1	0.07	0.10	C40–41
Melanoma of skin	73	1.5	3.3	2.9	0.16	0.30	53	0.8	2.0	1.3	0.07	0.15	C43
Other skin	806	16.5	36.0	32.6	1.62	3.69	1013	14.5	38.5	24.8	1.29	2.80	C44
Mesothelioma	1	0.0	0.0	0.0	0.00	0.01	0	0.0	0.0	0.0	0.00	0.00	C45
Kaposi sarcoma	19	0.4	0.8	0.7	0.05	0.05	4	0.1	0.2	0.1	0.01	0.01	C46
Connective and soft tissue	42	0.9	1.9	1.9	0.09	0.17	50	0.7	1.9	1.5	0.08	0.13	C47+C49
Breast	15	0.3	0.7	0.6	0.04	0.06	2265	32.4	86.1	62.0	4.59	6.99	C50
Vulva							33	0.5	1.3	0.9	0.05	0.09	C51
Vagina							14	0.2	0.5	0.4	0.01	0.06	C52
Cervix uteri							434	6.2	16.5	12.3	0.96	1.27	C53
Corpus uteri							329	4.7	12.5	8.9	0.63	1.14	C54
Uterus unspecified							58	0.8	2.2	1.4	0.09	0.15	C55
Ovary							303	4.3	11.5	8.7	0.61	0.94	C56
Other female genital organs							12	0.2	0.5	0.3	0.01	0.02	C57
Placenta							7	0.1	0.3	0.2	0.02	0.02	C58
Penis	23	0.5	1.0	1.0	0.04	0.11							C60
Prostate	1371	28.0	61.3	57.9	2.07	7.19							C61
Testis	19	0.4	0.8	0.7	0.05	0.05							C62
Other male genital organs	0	0.0	0.0	0.0	0.00	0.00							C63
Kidney	119	2.4	5.3	5.0	0.33	0.60	105	1.5	4.0	3.1	0.16	0.29	C64
Renal pelvis	0	0.0	0.0	0.0	0.00	0.00	0	0.0	0.0	0.0	0.00	0.00	C65
Ureter	1	0.0	0.0	0.0	0.00	0.00	4	0.1	0.2	0.1	0.01	0.01	C66
Bladder	133	2.7	5.9	5.5	0.22	0.57	95	1.4	3.6	2.1	0.11	0.22	C67
Other urinary organs	1	0.0	0.0	0.0	0.00	0.00	3	0.0	0.1	0.1	0.01	0.01	C68
Eye	3	0.1	0.1	0.2	0.01	0.01	6	0.1	0.2	0.2	0.01	0.02	C69
Brain and nervous system	140	2.9	6.3	6.0	0.38	0.59	126	1.8	4.8	3.9	0.26	0.40	C70–72
Thyroid	51	1.0	2.3	2.0	0.14	0.21	255	3.6	9.7	7.6	0.59	0.73	C73
Adrenal gland	8	0.2	0.4	0.5	0.02	0.03	5	0.1	0.2	0.1	0.01	0.02	C74
Other endocrine	12	0.2	0.5	0.5	0.02	0.07	8	0.1	0.3	0.2	0.01	0.03	C75
Hodgkin lymphoma	28	0.6	1.3	1.1	0.08	0.09	31	0.4	1.2	1.0	0.07	0.08	C81
Non-Hodgkin lymphoma	119	2.4	5.3	4.9	0.30	0.51	150	2.1	5.7	3.9	0.22	0.44	C82–86,C96
Immunoproliferative diseases	0	0.0	0.0	0.0	0.00	0.00	2	0.0	0.1	0.0	0.00	0.00	C88
Multiple myeloma	79	1.6	3.5	3.2	0.15	0.40	91	1.3	3.5	2.4	0.15	0.31	C90
Lymphoid leukaemia	64	1.3	2.9	3.4	0.16	0.22	63	0.9	2.4	2.8	0.12	0.18	C91
Myeloid leukaemia	70	1.4	3.1	3.0	0.19	0.31	91	1.3	3.5	2.6	0.17	0.25	C92–94
Leukaemia unspecified	14	0.3	0.6	0.6	0.02	0.06	23	0.3	0.9	0.6	0.03	0.04	C95
Myeloproliferative disorders	8	0.2	0.4	0.4	0.02	0.06	12	0.2	0.5	0.3	0.02	0.04	MPD
Myelodysplastic syndromes	28	0.6	1.3	1.1	0.01	0.08	19	0.3	0.7	0.4	0.01	0.02	MPS
Other and unspecified	172	3.5	7.7	7.0	0.39	0.80	271	3.9	10.3	6.7	0.39	0.77	O&U
All sites	5705		255.0	237.3	11.57	27.73	8012		304.7	212.8	13.70	23.51	C00–96
All sites except C44	4899	100.0	219.0	204.6	9.94	24.03	6999	100.0	266.2	188.0	12.41	20.70	C00–96 exc. C44

Chile, Region of Antofagasta

CONTRIBUTORS

Juan Carlos Galaz Alamos
Alvaro Montiel Ardiles



20 major cancers, ASR (World) per 100 000

<i>Male</i>		<i>Female</i>	
Non-melanoma skin cancer	60.5	Non-melanoma skin cancer	51.8
Trachea, bronchus, and lung	38.9	Breast	37.7
Prostate	36.5	Thyroid	20.3
Stomach	17.0	Trachea, bronchus, and lung	15.0
Bladder	15.7	Cervix uteri	14.0
Colon	11.2	Colon	10.8
Kidney	9.1	Stomach	7.8
Testis	8.2	Gallbladder etc.	7.5
Non-Hodgkin lymphoma	6.5	Bladder	6.3
Pancreas	6.0	Kidney	6.0
Rectum	5.9	Pancreas	6.0
Other and unspecified	5.5	Other and unspecified	5.4
Liver	4.9	Corpus uteri	5.3
Gallbladder etc.	3.9	Ovary	4.8
Thyroid	3.7	Non-Hodgkin lymphoma	4.8
Brain and nervous system	3.4	Rectum	4.7
Oesophagus	2.7	Liver	4.0
Larynx	2.6	Lymphoid leukaemia	2.9
Melanoma of skin	2.3	Melanoma of skin	2.7
Lymphoid leukaemia	2.2	Brain and nervous system	2.2
All sites	267.4	All sites	236.7

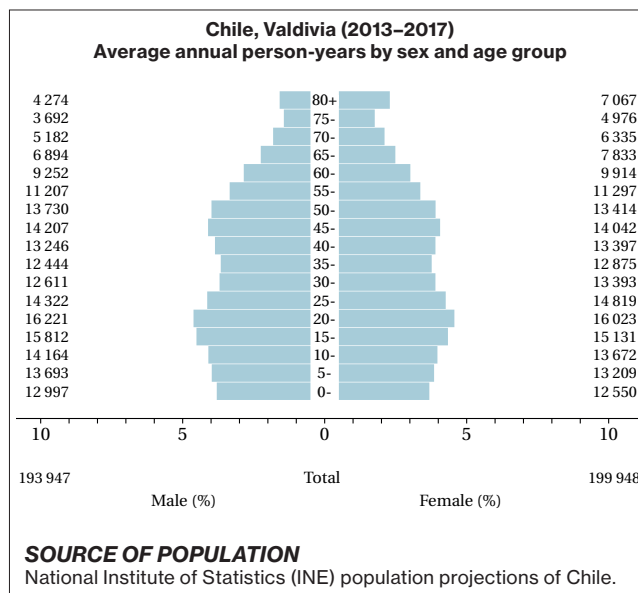
Chile, Region of Antofagasta (2013–2015)

SITE	Male						Female						ICD-10
	No. cases	Freq. (%)	Crude rate (per 100 000)	ASR world	Cum. rates 0–64 (%)	Cum. rates 0–74 (%)	No. cases	Freq. (%)	Crude rate (per 100 000)	ASR world	Cum. rates 0–64 (%)	Cum. rates 0–74 (%)	
Lip	0	0.0	0.0	0.0	0.00	0.00	0	0.0	0.0	0.0	0.00	0.00	C00
Tongue	10	0.5	1.0	1.0	0.05	0.07	4	0.2	0.5	0.4	0.01	0.05	C01–02
Mouth	7	0.4	0.7	0.7	0.04	0.06	7	0.4	0.8	0.7	0.04	0.08	C03–06
Salivary glands	3	0.2	0.3	0.3	0.01	0.03	7	0.4	0.8	0.8	0.03	0.10	C07–08
Tonsil	5	0.3	0.5	0.5	0.04	0.10	2	0.1	0.2	0.2	0.00	0.04	C09
Other oropharynx	0	0.0	0.0	0.0	0.00	0.00	1	0.1	0.1	0.1	0.00	0.02	C10
Nasopharynx	0	0.0	0.0	0.0	0.00	0.00	1	0.1	0.1	0.1	0.00	0.00	C11
Hypopharynx	1	0.1	0.1	0.1	0.00	0.00	0	0.0	0.0	0.0	0.00	0.00	C12–13
Pharynx unspecified	1	0.1	0.1	0.1	0.01	0.01	1	0.1	0.1	0.1	0.00	0.02	C14
Oesophagus	26	1.3	2.7	2.7	0.11	0.23	14	0.7	1.6	1.3	0.06	0.16	C15
Stomach	163	8.2	17.0	17.0	0.62	2.02	86	4.5	9.8	7.8	0.36	0.78	C16
Small intestine	7	0.4	0.7	0.7	0.04	0.08	2	0.1	0.2	0.2	0.01	0.03	C17
Colon	108	5.4	11.2	11.2	0.44	1.19	115	6.0	13.1	10.8	0.52	1.21	C18
Rectum	59	3.0	6.1	5.9	0.25	0.61	52	2.7	5.9	4.7	0.29	0.46	C19–20
Anus	2	0.1	0.2	0.2	0.02	0.02	8	0.4	0.9	0.8	0.02	0.09	C21
Liver	46	2.3	4.8	4.9	0.19	0.61	43	2.2	4.9	4.0	0.14	0.40	C22
Gallbladder etc.	36	1.8	3.7	3.9	0.07	0.43	79	4.1	9.0	7.5	0.36	0.92	C23–24
Pancreas	57	2.9	5.9	6.0	0.21	0.70	61	3.2	7.0	6.0	0.30	0.72	C25
Nose, sinuses etc.	9	0.5	0.9	0.9	0.04	0.09	6	0.3	0.7	0.5	0.05	0.05	C30–31
Larynx	25	1.3	2.6	2.6	0.13	0.26	3	0.2	0.3	0.3	0.01	0.01	C32
Trachea, bronchus, and lung	358	18.0	37.3	38.9	1.41	4.86	160	8.3	18.3	15.0	0.58	1.78	C33–34
Other thoracic organs	16	0.8	1.7	1.5	0.11	0.13	14	0.7	1.6	1.3	0.12	0.14	C37–38
Bone	8	0.4	0.8	0.9	0.04	0.09	10	0.5	1.1	1.2	0.07	0.08	C40–41
Melanoma of skin	23	1.2	2.4	2.3	0.12	0.28	29	1.5	3.3	2.7	0.18	0.30	C43
Other skin	580	29.2	60.4	60.5	2.34	6.41	564	29.4	64.5	51.8	2.55	5.61	C44
Mesothelioma	6	0.3	0.6	0.6	0.02	0.04	4	0.2	0.5	0.4	0.02	0.06	C45
Kaposi sarcoma	5	0.3	0.5	0.5	0.03	0.03	0	0.0	0.0	0.0	0.00	0.00	C46
Connective and soft tissue	14	0.7	1.5	1.4	0.07	0.12	14	0.7	1.6	1.4	0.10	0.12	C47+C49
Breast	8	0.4	0.8	0.7	0.06	0.08	384	20.0	43.9	37.7	2.55	4.52	C50
Vulva							8	0.4	0.9	0.8	0.05	0.12	C51
Vagina							5	0.3	0.6	0.5	0.01	0.06	C52
Cervix uteri							147	7.7	16.8	14.0	1.12	1.34	C53
Corpus uteri							55	2.9	6.3	5.3	0.31	0.64	C54
Uterus unspecified							1	0.1	0.1	0.1	0.00	0.03	C55
Ovary							47	2.5	5.4	4.8	0.37	0.57	C56
Other female genital organs							3	0.2	0.3	0.3	0.02	0.02	C57
Placenta							1	0.1	0.1	0.1	0.01	0.01	C58
Penis							13	0.7	1.4	1.3	0.07	0.14	C60
Prostate	336	16.9	35.0	36.5	1.31	4.52							C61
Testis	90	4.5	9.4	8.2	0.59	0.61							C62
Other male genital organs	2	0.1	0.2	0.2	0.01	0.03							C63
Kidney	90	4.5	9.4	9.1	0.41	0.96	62	3.2	7.1	6.0	0.30	0.64	C64
Renal pelvis	6	0.3	0.6	0.7	0.01	0.03	4	0.2	0.5	0.4	0.02	0.06	C65
Ureter	14	0.7	1.5	1.5	0.04	0.19	7	0.4	0.8	0.7	0.05	0.10	C66
Bladder	153	7.7	15.9	15.7	0.70	1.79	69	3.6	7.9	6.3	0.34	0.64	C67
Other urinary organs	10	0.5	1.0	1.0	0.04	0.12	5	0.3	0.6	0.4	0.03	0.03	C68
Eye	2	0.1	0.2	0.2	0.01	0.03	1	0.1	0.1	0.1	0.01	0.01	C69
Brain and nervous system	32	1.6	3.3	3.4	0.14	0.30	21	1.1	2.4	2.2	0.13	0.23	C70–72
Thyroid	43	2.2	4.5	3.7	0.30	0.37	206	10.7	23.6	20.3	1.60	1.95	C73
Adrenal gland	0	0.0	0.0	0.0	0.00	0.00	0	0.0	0.0	0.0	0.00	0.00	C74
Other endocrine	0	0.0	0.0	0.0	0.00	0.00	0	0.0	0.0	0.0	0.00	0.00	C75
Hodgkin lymphoma	8	0.4	0.8	0.7	0.04	0.09	7	0.4	0.8	0.7	0.06	0.06	C81
Non-Hodgkin lymphoma	66	3.3	6.9	6.5	0.34	0.72	50	2.6	5.7	4.8	0.22	0.56	C82–86,C96
Immunoproliferative diseases	1	0.1	0.1	0.1	0.01	0.01	4	0.2	0.5	0.4	0.02	0.07	C88
Multiple myeloma	18	0.9	1.9	1.9	0.07	0.26	6	0.3	0.7	0.6	0.01	0.07	C90
Lymphoid leukaemia	19	1.0	2.0	2.2	0.11	0.13	24	1.3	2.7	2.9	0.17	0.17	C91
Myeloid leukaemia	16	0.8	1.7	1.7	0.11	0.11	14	0.7	1.6	1.5	0.09	0.13	C92–94
Leukaemia unspecified	7	0.4	0.7	0.8	0.03	0.10	3	0.2	0.3	0.4	0.01	0.01	C95
Myeloproliferative disorders	1	0.1	0.1	0.1	0.01	0.01	1	0.1	0.1	0.1	0.00	0.00	MPD
Myelodysplastic syndromes	5	0.3	0.5	0.5	0.05	0.05	1	0.1	0.1	0.1	0.00	0.03	MPS
Other and unspecified	52	2.6	5.4	5.5	0.21	0.59	58	3.0	6.6	5.4	0.22	0.59	O&U
All sites	2567	100.0	267.3	267.4	11.09	29.71	2481	100.0	283.6	236.7	13.55	25.90	C00–96
All sites except C44	1987	100.0	206.9	206.9	8.76	23.31	1917	100.0	219.2	184.9	11.00	20.29	C00–96 exc. C44

Chile, Valdivia

CONTRIBUTORS

Solange Vargas Gallagher
 Katy Heise Mora
 Enriqueta Bertrán Vives
 Roxana Moyano Adriazola
 Claudia Jara Santos
 Juan Carlos Velásquez Márquez
 Carol Aracena Solar
 Javiera Illanes Diaz
 Ingrid Lavin Brüning
 Felipe Santana Alvarado
 Natalia Bilbao Novoa



20 major cancers, ASR (World) per 100 000

<i>Male</i>		<i>Female</i>	
Prostate	54.4	Breast	37.0
Stomach	31.2	Non-melanoma skin cancer	18.5
Non-melanoma skin cancer	17.7	Gallbladder etc.	17.7
Testis	15.5	Thyroid	16.7
Kidney	11.5	Cervix uteri	12.2
Trachea, bronchus, and lung	10.1	Stomach	11.7
Colon	10.1	Colon	11.5
Rectum	9.6	Corpus uteri	7.8
Gallbladder etc.	7.7	Ovary	6.9
Other and unspecified	7.7	Other and unspecified	6.5
Liver	5.9	Rectum	5.7
Non-Hodgkin lymphoma	5.9	Trachea, bronchus, and lung	5.3
Oesophagus	4.9	Non-Hodgkin lymphoma	5.3
Lymphoid leukaemia	4.5	Kidney	5.3
Pancreas	4.4	Pancreas	4.6
Brain and nervous system	3.8	Brain and nervous system	3.2
Thyroid	3.2	Liver	3.0
Bladder	3.2	Multiple myeloma	2.9
Multiple myeloma	3.1	Melanoma of skin	2.8
Melanoma of skin	2.6	Lymphoid leukaemia	2.6
All sites	236.0	All sites	205.8

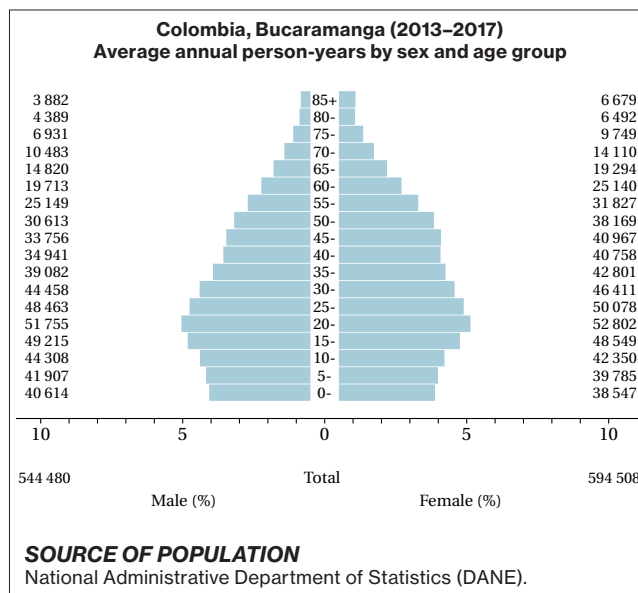
Chile, Valdivia (2013–2017)

SITE	Male						Female						ICD-10
	No. cases	Freq. (%)	Crude rate (per 100 000)	ASR world	Cum. rates 0–64 (%)	Cum. rates 0–74 (%)	No. cases	Freq. (%)	Crude rate (per 100 000)	ASR world	Cum. rates 0–64 (%)	Cum. rates 0–74 (%)	
Lip	3	0.1	0.3	0.2	0.01	0.03	0	0.0	0.0	0.0	0.00	0.00	C00
Tongue	3	0.1	0.3	0.2	0.03	0.03	5	0.2	0.5	0.3	0.02	0.05	C01–02
Mouth	8	0.3	0.8	0.5	0.03	0.05	0	0.0	0.0	0.0	0.00	0.00	C03–06
Salivary glands	3	0.1	0.3	0.2	0.02	0.02	5	0.2	0.5	0.3	0.01	0.04	C07–08
Tonsil	5	0.2	0.5	0.4	0.03	0.05	1	0.0	0.1	0.0	0.00	0.00	C09
Other oropharynx	3	0.1	0.3	0.2	0.01	0.01	1	0.0	0.1	0.0	0.00	0.00	C10
Nasopharynx	1	0.0	0.1	0.1	0.00	0.02	1	0.0	0.1	0.1	0.00	0.01	C11
Hypopharynx	4	0.1	0.4	0.3	0.01	0.02	1	0.0	0.1	0.1	0.01	0.01	C12–13
Pharynx unspecified	0	0.0	0.0	0.0	0.00	0.00	2	0.1	0.2	0.1	0.00	0.00	C14
Oesophagus	74	2.5	7.6	4.9	0.18	0.53	46	1.6	4.6	2.1	0.05	0.20	C15
Stomach	452	15.4	46.6	31.2	1.47	3.56	199	7.1	19.9	11.7	0.67	1.39	C16
Small intestine	10	0.3	1.0	0.8	0.05	0.08	13	0.5	1.3	0.8	0.02	0.14	C17
Colon	137	4.7	14.1	10.1	0.49	1.26	188	6.7	18.8	11.5	0.61	1.19	C18
Rectum	134	4.6	13.8	9.6	0.47	1.13	88	3.1	8.8	5.7	0.35	0.67	C19–20
Anus	5	0.2	0.5	0.3	0.00	0.06	9	0.3	0.9	0.5	0.02	0.04	C21
Liver	82	2.8	8.5	5.9	0.26	0.73	55	1.9	5.5	3.0	0.08	0.38	C22
Gallbladder etc.	111	3.8	11.4	7.7	0.29	0.91	297	10.5	29.7	17.7	0.89	2.20	C23–24
Pancreas	59	2.0	6.1	4.4	0.24	0.57	80	2.8	8.0	4.6	0.22	0.55	C25
Nose, sinuses etc.	1	0.0	0.1	0.1	0.01	0.01	5	0.2	0.5	0.3	0.00	0.04	C30–31
Larynx	19	0.6	2.0	1.3	0.08	0.13	1	0.0	0.1	0.0	0.00	0.00	C32
Trachea, bronchus, and lung	147	5.0	15.2	10.1	0.42	1.20	96	3.4	9.6	5.3	0.23	0.56	C33–34
Other thoracic organs	6	0.2	0.6	0.5	0.04	0.04	4	0.1	0.4	0.2	0.00	0.01	C37–38
Bone	7	0.2	0.7	0.7	0.04	0.06	6	0.2	0.6	0.7	0.05	0.05	C40–41
Melanoma of skin	35	1.2	3.6	2.6	0.17	0.30	40	1.4	4.0	2.8	0.19	0.31	C43
Other skin	260	8.9	26.8	17.7	0.88	1.79	328	11.6	32.8	18.5	0.89	2.09	C44
Mesothelioma	3	0.1	0.3	0.3	0.01	0.03	4	0.1	0.4	0.2	0.02	0.02	C45
Kaposi sarcoma	6	0.2	0.6	0.5	0.02	0.04	0	0.0	0.0	0.0	0.00	0.00	C46
Connective and soft tissue	19	0.6	2.0	1.6	0.10	0.14	23	0.8	2.3	1.6	0.12	0.17	C47+C49
Breast	2	0.1	0.2	0.2	0.02	0.02	526	18.6	52.6	37.0	2.63	4.40	C50
Vulva							15	0.5	1.5	0.8	0.04	0.07	C51
Vagina							6	0.2	0.6	0.3	0.01	0.04	C52
Cervix uteri							162	5.7	16.2	12.2	0.81	1.21	C53
Corpus uteri							108	3.8	10.8	7.8	0.46	1.03	C54
Uterus unspecified							3	0.1	0.3	0.2	0.01	0.02	C55
Ovary							97	3.4	9.7	6.9	0.44	0.83	C56
Other female genital organs							4	0.1	0.4	0.2	0.00	0.01	C57
Placenta							0	0.0	0.0	0.0	0.00	0.00	C58
Penis	9	0.3	0.9	0.7	0.03	0.10							C60
Prostate	748	25.5	77.1	54.4	2.29	7.50							C61
Testis	157	5.3	16.2	15.5	1.13	1.19							C62
Other male genital organs	1	0.0	0.1	0.0	0.00	0.00							C63
Kidney	152	5.2	15.7	11.5	0.66	1.41	79	2.8	7.9	5.3	0.31	0.69	C64
Renal pelvis	4	0.1	0.4	0.2	0.00	0.02	2	0.1	0.2	0.1	0.00	0.00	C65
Ureter	3	0.1	0.3	0.2	0.02	0.02	0	0.0	0.0	0.0	0.00	0.00	C66
Bladder	47	1.6	4.8	3.2	0.08	0.37	27	1.0	2.7	1.3	0.01	0.14	C67
Other urinary organs	0	0.0	0.0	0.0	0.00	0.00	1	0.0	0.1	0.0	0.00	0.00	C68
Eye	8	0.3	0.8	0.8	0.04	0.07	3	0.1	0.3	0.2	0.03	0.03	C69
Brain and nervous system	43	1.5	4.4	3.8	0.26	0.36	40	1.4	4.0	3.2	0.21	0.31	C70–72
Thyroid	36	1.2	3.7	3.2	0.21	0.30	197	7.0	19.7	16.7	1.35	1.48	C73
Adrenal gland	3	0.1	0.3	0.2	0.01	0.03	1	0.0	0.1	0.1	0.01	0.01	C74
Other endocrine	2	0.1	0.2	0.2	0.01	0.01	1	0.0	0.1	0.1	0.01	0.01	C75
Hodgkin lymphoma	13	0.4	1.3	1.3	0.10	0.12	19	0.7	1.9	1.4	0.09	0.12	C81
Non-Hodgkin lymphoma	77	2.6	7.9	5.9	0.33	0.61	68	2.4	6.8	5.3	0.29	0.61	C82–86, C96
Immunoproliferative diseases	4	0.1	0.4	0.3	0.02	0.04	9	0.3	0.9	0.6	0.02	0.09	C88
Multiple myeloma	45	1.5	4.6	3.1	0.23	0.30	45	1.6	4.5	2.9	0.19	0.36	C90
Lymphoid leukaemia	46	1.6	4.7	4.5	0.22	0.38	23	0.8	2.3	2.6	0.13	0.21	C91
Myeloid leukaemia	25	0.9	2.6	2.0	0.14	0.19	32	1.1	3.2	2.3	0.13	0.26	C92–94
Leukaemia unspecified	7	0.2	0.7	0.6	0.03	0.05	6	0.2	0.6	0.4	0.01	0.02	C95
Myeloproliferative disorders	31	1.1	3.2	2.4	0.11	0.33	35	1.2	3.5	2.2	0.10	0.27	MPD
Myelodysplastic syndromes	21	0.7	2.2	1.5	0.07	0.16	20	0.7	2.0	1.3	0.06	0.17	MPS
Other and unspecified	114	3.9	11.8	7.7	0.31	0.74	123	4.4	12.3	6.5	0.24	0.71	O&U
All sites	3195		329.5	236.0	11.67	27.12	3150		315.1	205.8	12.03	23.21	C00–96
All sites except C44	2935	100.0	302.7	218.3	10.79	25.33	2822	100.0	282.3	187.3	11.14	21.12	C00–96 exc. C44

Colombia, Bucaramanga

CONTRIBUTORS

Claudia Janeth Uribe
Erika Eliana Meza Durán



20 major cancers, ASR (World) per 100 000

<i>Male</i>		<i>Female</i>	
Prostate	42.6	Breast	44.7
Stomach	19.9	Thyroid	23.5
Non-melanoma skin cancer	19.6	Cervix uteri	11.7
Trachea, bronchus, and lung	10.3	Non-melanoma skin cancer	10.8
Colon	9.8	Stomach	9.8
Non-Hodgkin lymphoma	8.3	Colon	9.2
Other and unspecified	7.6	Corpus uteri	7.4
Brain and nervous system	5.2	Ovary	7.0
Kidney	5.1	Other and unspecified	6.8
Thyroid	5.1	Non-Hodgkin lymphoma	6.2
Rectum	4.9	Trachea, bronchus, and lung	6.2
Lymphoid leukaemia	4.6	Rectum	3.9
Liver	4.6	Brain and nervous system	3.5
Testis	3.8	Lymphoid leukaemia	3.5
Pancreas	3.5	Gallbladder etc.	3.4
Myeloid leukaemia	3.0	Kidney	3.4
Oesophagus	2.8	Liver	2.8
Gallbladder etc.	2.7	Myeloid leukaemia	2.5
Multiple myeloma	2.6	Pancreas	2.4
Bladder	2.6	Multiple myeloma	2.2
All sites	194.6	All sites	191.0

Colombia, Bucaramanga (2013–2017)

SITE	Male						Female						ICD-10
	§No. cases	Freq. (%)	Crude rate (per 100 000)	ASR world	Cum. rates 0–64 (%)	Cum. rates 0–74 (%)	§No. cases	Freq. (%)	Crude rate (per 100 000)	ASR world	Cum. rates 0–64 (%)	Cum. rates 0–74 (%)	
Lip	0	0.0	0.0	0.0	0.00	0.00	1	0.0	0.0	0.0	0.00	0.00	C00
Tongue	37	0.7	1.4	1.2	0.04	0.14	36	0.5	1.2	0.9	0.05	0.12	C01–02
Mouth	27	0.5	1.0	1.0	0.06	0.12	27	0.4	0.9	0.7	0.05	0.06	C03–06
Salivary glands	30	0.6	1.1	0.9	0.06	0.07	15	0.2	0.5	0.4	0.02	0.05	C07–08
Tonsil	24	0.5	0.9	0.9	0.07	0.10	13	0.2	0.4	0.4	0.02	0.04	C09
Other oropharynx	9	0.2	0.3	0.3	0.01	0.05	1	0.0	0.0	0.0	0.00	0.00	C10
Nasopharynx	14	0.3	0.5	0.5	0.03	0.06	8	0.1	0.3	0.2	0.02	0.02	C11
Hypopharynx	3	0.1	0.1	0.1	0.01	0.02	0	0.0	0.0	0.0	0.00	0.00	C12–13
Pharynx unspecified	5	0.1	0.2	0.2	0.01	0.02	2	0.0	0.1	0.1	0.00	0.00	C14
Oesophagus	86	1.7	3.2	2.8	0.09	0.28	34	0.5	1.1	0.8	0.02	0.07	C15
Stomach	597	11.6	21.9	19.9	0.98	2.20	390	5.8	13.1	9.8	0.54	1.02	C16
Small intestine	29	0.6	1.1	1.0	0.06	0.11	29	0.4	1.0	0.8	0.04	0.10	C17
Colon	294	5.7	10.8	9.8	0.48	1.06	372	5.5	12.5	9.2	0.42	1.00	C18
Rectum	141	2.7	5.2	4.9	0.28	0.60	149	2.2	5.0	3.9	0.21	0.46	C19–20
Anus	26	0.5	1.0	0.9	0.06	0.12	57	0.8	1.9	1.4	0.07	0.16	C21
Liver	132	2.6	4.8	4.6	0.16	0.57	116	1.7	3.9	2.8	0.10	0.29	C22
Gallbladder etc.	82	1.6	3.0	2.7	0.14	0.28	141	2.1	4.7	3.4	0.15	0.36	C23–24
Pancreas	104	2.0	3.8	3.5	0.15	0.43	103	1.5	3.5	2.4	0.08	0.26	C25
Nose, sinuses etc.	16	0.3	0.6	0.6	0.03	0.08	10	0.1	0.3	0.3	0.02	0.04	C30–31
Larynx	57	1.1	2.1	2.0	0.06	0.24	8	0.1	0.3	0.2	0.02	0.03	C32
Trachea, bronchus, and lung	307	6.0	11.3	10.3	0.37	1.27	245	3.6	8.2	6.2	0.30	0.73	C33–34
Other thoracic organs	15	0.3	0.6	0.5	0.04	0.04	19	0.3	0.6	0.5	0.05	0.05	C37–38
Bone	48	0.9	1.8	1.7	0.10	0.13	32	0.5	1.1	1.0	0.06	0.08	C40–41
Melanoma of skin	65	1.3	2.4	2.2	0.16	0.23	72	1.1	2.4	1.9	0.14	0.22	C43
Other skin	613	11.9	22.5	19.6	0.76	1.93	493	7.3	16.6	10.8	0.37	0.93	C44
Mesothelioma	14	0.3	0.5	0.4	0.01	0.03	7	0.1	0.2	0.2	0.01	0.02	C45
Kaposi sarcoma	44	0.9	1.6	1.4	0.09	0.11	11	0.2	0.4	0.3	0.02	0.03	C46
Connective and soft tissue	61	1.2	2.2	2.0	0.11	0.21	69	1.0	2.3	1.9	0.13	0.19	C47+C49
Breast	9	0.2	0.3	0.3	0.01	0.02	1650	24.6	55.5	44.7	3.32	5.01	C50
Vulva							31	0.5	1.0	0.8	0.06	0.10	C51
Vagina							15	0.2	0.5	0.3	0.02	0.03	C52
Cervix uteri							438	6.5	14.7	11.7	0.85	1.20	C53
Corpus uteri							272	4.0	9.2	7.4	0.55	0.87	C54
Uterus unspecified							35	0.5	1.2	0.9	0.06	0.09	C55
Ovary							258	3.8	8.7	7.0	0.50	0.79	C56
Other female genital organs							6	0.1	0.2	0.2	0.01	0.02	C57
Placenta							0	0.0	0.0	0.0	0.00	0.00	C58
Penis	34	0.7	1.2	1.1	0.05	0.12							C60
Prostate	1250	24.3	45.9	42.6	1.48	5.36							C61
Testis	117	2.3	4.3	3.8	0.26	0.28							C62
Other male genital organs	3	0.1	0.1	0.1	0.00	0.01							C63
Kidney	140	2.7	5.1	5.1	0.37	0.56	110	1.6	3.7	3.4	0.23	0.35	C64
Renal pelvis	2	0.0	0.1	0.1	0.01	0.01	1	0.0	0.0	0.0	0.00	0.00	C65
Ureter	0	0.0	0.0	0.0	0.00	0.00	0	0.0	0.0	0.0	0.00	0.00	C66
Bladder	79	1.5	2.9	2.6	0.09	0.30	41	0.6	1.4	1.0	0.03	0.11	C67
Other urinary organs	1	0.0	0.0	0.0	0.00	0.00	1	0.0	0.0	0.0	0.00	0.00	C68
Eye	24	0.5	0.9	0.9	0.04	0.10	17	0.3	0.6	0.6	0.02	0.06	C69
Brain and nervous system	147	2.9	5.4	5.2	0.30	0.50	115	1.7	3.9	3.5	0.21	0.33	C70–72
Thyroid	148	2.9	5.4	5.1	0.41	0.54	833	12.4	28.0	23.5	1.93	2.44	C73
Adrenal gland	3	0.1	0.1	0.1	0.01	0.01	7	0.1	0.2	0.2	0.02	0.02	C74
Other endocrine	4	0.1	0.1	0.2	0.01	0.01	5	0.1	0.2	0.2	0.01	0.01	C75
Hodgkin lymphoma	67	1.3	2.5	2.4	0.15	0.21	41	0.6	1.4	1.2	0.07	0.11	C81
Non-Hodgkin lymphoma	238	4.6	8.7	8.3	0.51	0.86	230	3.4	7.7	6.2	0.37	0.65	C82–86,C96
Immunoproliferative diseases	7	0.1	0.3	0.2	0.01	0.03	7	0.1	0.2	0.2	0.01	0.02	C88
Multiple myeloma	76	1.5	2.8	2.6	0.14	0.33	87	1.3	2.9	2.2	0.10	0.27	C90
Lymphoid leukaemia	112	2.2	4.1	4.6	0.25	0.30	95	1.4	3.2	3.5	0.18	0.26	C91
Myeloid leukaemia	89	1.7	3.3	3.0	0.15	0.29	90	1.3	3.0	2.5	0.15	0.23	C92–94
Leukaemia unspecified	45	0.9	1.7	1.6	0.08	0.14	33	0.5	1.1	0.9	0.06	0.10	C95
Myeloproliferative disorders	21	0.4	0.8	0.7	0.04	0.08	32	0.5	1.1	0.8	0.04	0.08	MPD
Myelodysplastic syndromes	26	0.5	1.0	0.8	0.02	0.07	27	0.4	0.9	0.6	0.01	0.08	MPS
Other and unspecified	226	4.4	8.3	7.6	0.33	0.88	273	4.1	9.2	6.8	0.34	0.73	O&U
All sites	5748		211.1	194.6	9.11	21.50	7210		242.6	191.0	12.10	20.29	C00–96
All sites except C44	5135	100.0	188.6	175.0	8.35	19.57	6717	100.0	226.0	180.2	11.73	19.35	C00–96 exc. C44

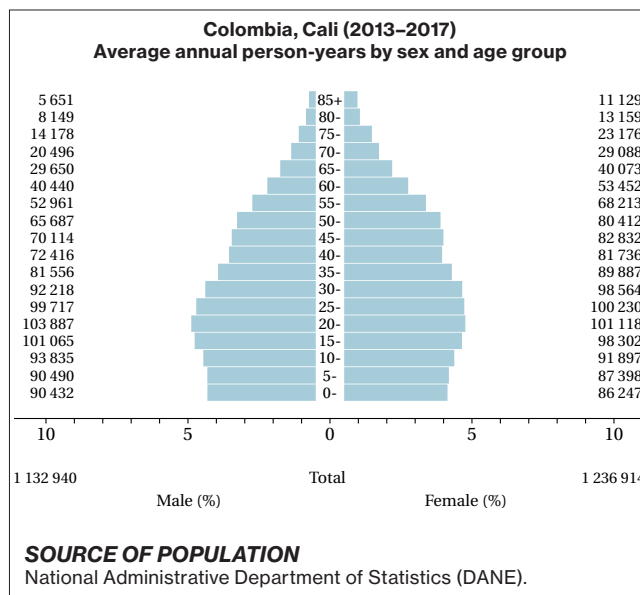
§Includes 7 cases of unknown age

§Includes 5 cases of unknown age

Colombia, Cali

CONTRIBUTORS

Luis Eduardo Bravo
 Edwin Carrascal
 Luz Stella García
 Paola Andrea Collazos



20 major cancers, ASR (World) per 100 000

<i>Male</i>		<i>Female</i>	
Prostate	59.0	Breast	50.2
Stomach	20.5	Thyroid	19.2
Trachea, bronchus, and lung	14.8	Cervix uteri	14.1
Colon	12.3	Colon	11.4
Non-Hodgkin lymphoma	10.5	Stomach	11.0
Other and unspecified	9.7	Other and unspecified	8.3
Rectum	6.4	Trachea, bronchus, and lung	7.7
Lymphoid leukaemia	5.8	Non-Hodgkin lymphoma	7.5
Kidney	5.7	Ovary	7.1
Bladder	5.7	Corpus uteri	5.7
Brain and nervous system	5.6	Rectum	4.6
Liver	5.2	Brain and nervous system	4.3
Pancreas	5.0	Pancreas	3.9
Myeloid leukaemia	4.9	Lymphoid leukaemia	3.9
Thyroid	4.4	Liver	3.7
Multiple myeloma	4.3	Kidney	3.4
Testis	3.3	Gallbladder etc.	3.3
Melanoma of skin	2.9	Myeloid leukaemia	2.9
Connective and soft tissue	2.9	Multiple myeloma	2.7
Larynx	2.8	Melanoma of skin	2.6
All sites	218.6	All sites	199.0

Colombia, Cali (2013–2017)

SITE	Male						Female						ICD-10
	§No. cases	Freq. (%)	Crude rate (per 100 000)	ASR world	Cum. rates 0–64 (%)	0–74 (%)	§No. cases	Freq. (%)	Crude rate (per 100 000)	ASR world	Cum. rates 0–64 (%)	0–74 (%)	
Lip	16	0.1	0.3	0.3	0.01	0.03	4	0.0	0.1	0.0	0.00	0.01	C00
Tongue	68	0.5	1.2	1.2	0.07	0.13	91	0.6	1.5	1.2	0.07	0.12	C01–02
Mouth	49	0.4	0.9	0.8	0.04	0.08	62	0.4	1.0	0.8	0.04	0.09	C03–06
Salivary glands	63	0.5	1.1	1.0	0.07	0.10	48	0.3	0.8	0.6	0.04	0.06	C07–08
Tonsil	72	0.6	1.3	1.3	0.07	0.17	26	0.2	0.4	0.3	0.02	0.04	C09
Other oropharynx	15	0.1	0.3	0.3	0.01	0.04	12	0.1	0.2	0.2	0.01	0.02	C10
Nasopharynx	34	0.3	0.6	0.6	0.04	0.06	13	0.1	0.2	0.2	0.01	0.02	C11
Hypopharynx	11	0.1	0.2	0.2	0.01	0.03	2	0.0	0.0	0.0	0.00	0.00	C12–13
Pharynx unspecified	15	0.1	0.3	0.3	0.01	0.02	7	0.0	0.1	0.1	0.01	0.01	C14
Oesophagus	132	1.0	2.3	2.2	0.09	0.20	62	0.4	1.0	0.7	0.02	0.07	C15
Stomach	1224	9.6	21.6	20.5	0.98	2.21	924	5.9	14.9	11.0	0.58	1.10	C16
Small intestine	51	0.4	0.9	0.9	0.05	0.08	58	0.4	0.9	0.7	0.04	0.07	C17
Colon	734	5.8	13.0	12.3	0.56	1.36	936	6.0	15.1	11.4	0.59	1.25	C18
Rectum	380	3.0	6.7	6.4	0.33	0.74	371	2.4	6.0	4.6	0.27	0.51	C19–20
Anus	39	0.3	0.7	0.7	0.04	0.08	100	0.6	1.6	1.2	0.06	0.14	C21
Liver	301	2.4	5.3	5.2	0.18	0.58	324	2.1	5.2	3.7	0.11	0.43	C22
Gallbladder etc.	133	1.0	2.3	2.3	0.10	0.24	278	1.8	4.5	3.3	0.15	0.38	C23–24
Pancreas	294	2.3	5.2	5.0	0.23	0.58	336	2.2	5.4	3.9	0.16	0.43	C25
Nose, sinuses etc.	37	0.3	0.7	0.6	0.03	0.07	44	0.3	0.7	0.5	0.03	0.05	C30–31
Larynx	160	1.3	2.8	2.8	0.14	0.34	31	0.2	0.5	0.3	0.02	0.02	C32
Trachea, bronchus, and lung	867	6.8	15.3	14.8	0.59	1.68	667	4.3	10.8	7.7	0.32	0.83	C33–34
Other thoracic organs	41	0.3	0.7	0.7	0.04	0.07	31	0.2	0.5	0.4	0.02	0.04	C37–38
Bone	127	1.0	2.2	2.1	0.13	0.17	126	0.8	2.0	1.8	0.12	0.16	C40–41
Melanoma of skin	174	1.4	3.1	2.9	0.15	0.31	206	1.3	3.3	2.6	0.16	0.27	C43
Other skin	71	0.6	1.3	1.2	0.05	0.10	79	0.5	1.3	1.0	0.06	0.09	C44
Mesothelioma	17	0.1	0.3	0.3	0.02	0.03	9	0.1	0.1	0.1	0.01	0.01	C45
Kaposi sarcoma	70	0.5	1.2	1.1	0.06	0.09	12	0.1	0.2	0.1	0.01	0.01	C46
Connective and soft tissue	176	1.4	3.1	2.9	0.16	0.27	176	1.1	2.8	2.4	0.16	0.23	C47+C49
Breast	64	0.5	1.1	1.1	0.05	0.12	3872	24.9	62.6	50.2	3.48	5.80	C50
Vulva							57	0.4	0.9	0.6	0.02	0.07	C51
Vagina							40	0.3	0.6	0.5	0.03	0.05	C52
Cervix uteri							1079	6.9	17.4	14.1	1.05	1.40	C53
Corpus uteri							448	2.9	7.2	5.7	0.39	0.70	C54
Uterus unspecified							74	0.5	1.2	0.9	0.06	0.11	C55
Ovary							550	3.5	8.9	7.1	0.47	0.80	C56
Other female genital organs							37	0.2	0.6	0.5	0.04	0.06	C57
Placenta							2	0.0	0.0	0.0	0.00	0.00	C58
Penis	68	0.5	1.2	1.1	0.07	0.11							C60
Prostate	3380	26.5	59.7	59.0	2.17	7.40							C61
Testis	205	1.6	3.6	3.3	0.22	0.24							C62
Other male genital organs	7	0.1	0.1	0.1	0.00	0.01							C63
Kidney	332	2.6	5.9	5.7	0.36	0.64	259	1.7	4.2	3.4	0.21	0.36	C64
Renal pelvis	3	0.0	0.1	0.0	0.00	0.00	5	0.0	0.1	0.1	0.00	0.01	C65
Ureter	4	0.0	0.1	0.1	0.00	0.01	3	0.0	0.0	0.0	0.00	0.01	C66
Bladder	335	2.6	5.9	5.7	0.23	0.61	137	0.9	2.2	1.6	0.06	0.15	C67
Other urinary organs	2	0.0	0.0	0.0	0.00	0.00	0	0.0	0.0	0.0	0.00	0.00	C68
Eye	84	0.7	1.5	1.4	0.07	0.14	76	0.5	1.2	1.1	0.07	0.10	C69
Brain and nervous system	323	2.5	5.7	5.6	0.35	0.52	313	2.0	5.1	4.3	0.26	0.41	C70–72
Thyroid	265	2.1	4.7	4.4	0.31	0.48	1419	9.1	22.9	19.2	1.50	2.03	C73
Adrenal gland	7	0.1	0.1	0.2	0.01	0.01	12	0.1	0.2	0.2	0.01	0.01	C74
Other endocrine	12	0.1	0.2	0.2	0.01	0.01	9	0.1	0.1	0.1	0.01	0.01	C75
Hodgkin lymphoma	116	0.9	2.0	2.0	0.12	0.18	83	0.5	1.3	1.2	0.07	0.10	C81
Non-Hodgkin lymphoma	623	4.9	11.0	10.5	0.60	1.13	586	3.8	9.5	7.5	0.43	0.82	C82–86, C96
Immunoproliferative diseases	9	0.1	0.2	0.1	0.00	0.01	23	0.1	0.4	0.3	0.02	0.04	C88
Multiple myeloma	251	2.0	4.4	4.3	0.22	0.52	220	1.4	3.6	2.7	0.16	0.32	C90
Lymphoid leukaemia	310	2.4	5.5	5.8	0.31	0.47	245	1.6	4.0	3.9	0.21	0.32	C91
Myeloid leukaemia	296	2.3	5.2	4.9	0.25	0.48	213	1.4	3.4	2.9	0.15	0.29	C92–94
Leukaemia unspecified	85	0.7	1.5	1.4	0.07	0.14	70	0.5	1.1	0.9	0.05	0.08	C95
Myeloproliferative disorders	46	0.4	0.8	0.7	0.05	0.07	28	0.2	0.5	0.4	0.02	0.05	MPD
Myelodysplastic syndromes	30	0.2	0.5	0.5	0.01	0.05	38	0.2	0.6	0.4	0.01	0.02	MPS
Other and unspecified	577	4.5	10.2	9.7	0.47	1.05	679	4.4	11.0	8.3	0.41	0.91	O&U
All sites	12805		226.0	218.6	10.23	24.29	15612		252.4	199.0	12.29	21.50	C00–96
All sites except C44	12734	100.0	224.8	217.5	10.18	24.18	15533	100.0	251.2	198.0	12.23	21.41	C00–96 exc. C44

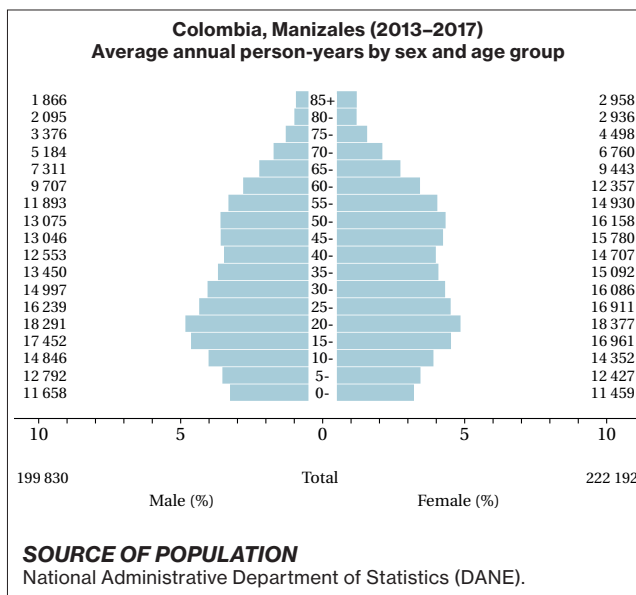
§Includes 86 cases of unknown age

§Includes 76 cases of unknown age

Colombia, Manizales

CONTRIBUTORS

Nelson Arias-Ortiz
 Juan David Rodríguez Betancourt
 Dayana Castaño Ramírez
 Zareth Estefany Ladino Villada
 Mónica Castaño Corrales
 María Pineda Muñoz



NOTES ON THE DATA

†C67 (bladder cancer) includes neoplasms of uncertain or unknown behaviour together with invasive cancers.

20 major cancers, ASR (World) per 100 000

<i>Male</i>		<i>Female</i>	
Prostate	47.3	Breast	42.5
Stomach	20.4	Thyroid	30.0
Trachea, bronchus, and lung	14.3	Cervix uteri	11.2
Non-melanoma skin cancer	11.1	Colon	10.8
Colon	10.1	Stomach	9.6
Other and unspecified	9.4	Other and unspecified	8.0
Thyroid	7.6	Non-melanoma skin cancer	7.6
Non-Hodgkin lymphoma	7.4	Trachea, bronchus, and lung	7.4
Rectum	6.0	Ovary	7.3
Bladder	5.3	Corpus uteri	7.0
Testis	5.0	Non-Hodgkin lymphoma	5.8
Brain and nervous system	4.9	Rectum	5.0
Kidney	4.6	Brain and nervous system	3.9
Pancreas	3.9	Pancreas	3.9
Melanoma of skin	3.3	Gallbladder etc.	3.6
Myeloid leukaemia	3.1	Kidney	3.6
Gallbladder etc.	3.0	Melanoma of skin	2.9
Liver	2.9	Uterus unspecified	2.2
Lymphoid leukaemia	2.9	Liver	2.2
Oesophagus	2.2	Bladder	2.1
All sites	196.3	All sites	195.4

Colombia, Manizales (2013–2017)

SITE	Male						Female						ICD-10
	§No. cases	Freq. (%)	Crude rate (per 100 000)	ASR world	Cum. rates 0–64 (%)	Cum. rates 0–74 (%)	§No. cases	Freq. (%)	Crude rate (per 100 000)	ASR world	Cum. rates 0–64 (%)	Cum. rates 0–74 (%)	
Lip	2	0.1	0.2	0.1	0.02	0.02	1	0.0	0.1	0.0	0.00	0.00	C00
Tongue	10	0.4	1.0	0.8	0.05	0.08	14	0.4	1.3	0.8	0.04	0.08	C01–02
Mouth	4	0.2	0.4	0.3	0.01	0.03	3	0.1	0.3	0.2	0.01	0.02	C03–06
Salivary glands	11	0.4	1.1	0.9	0.06	0.10	8	0.3	0.7	0.5	0.01	0.05	C07–08
Tonsil	12	0.5	1.2	0.8	0.04	0.09	5	0.2	0.5	0.3	0.02	0.03	C09
Other oropharynx	1	0.0	0.1	0.1	0.00	0.01	1	0.0	0.1	0.1	0.01	0.01	C10
Nasopharynx	5	0.2	0.5	0.4	0.01	0.07	0	0.0	0.0	0.0	0.00	0.00	C11
Hypopharynx	5	0.2	0.5	0.3	0.02	0.04	0	0.0	0.0	0.0	0.00	0.00	C12–13
Pharynx unspecified	2	0.1	0.2	0.2	0.02	0.02	0	0.0	0.0	0.0	0.00	0.00	C14
Oesophagus	32	1.3	3.2	2.2	0.08	0.26	26	0.8	2.3	1.4	0.05	0.17	C15
Stomach	284	11.3	28.4	20.4	0.99	2.37	178	5.7	16.0	9.6	0.43	1.06	C16
Small intestine	11	0.4	1.1	0.8	0.05	0.10	18	0.6	1.6	1.1	0.08	0.12	C17
Colon	139	5.5	13.9	10.1	0.54	1.05	199	6.3	17.9	10.8	0.55	1.18	C18
Rectum	84	3.3	8.4	6.0	0.33	0.66	89	2.8	8.0	5.0	0.29	0.54	C19–20
Anus	15	0.6	1.5	1.2	0.05	0.18	16	0.5	1.4	0.9	0.06	0.08	C21
Liver	43	1.7	4.3	2.9	0.10	0.31	39	1.2	3.5	2.2	0.12	0.19	C22
Gallbladder etc.	43	1.7	4.3	3.0	0.13	0.34	72	2.3	6.5	3.6	0.16	0.30	C23–24
Pancreas	55	2.2	5.5	3.9	0.21	0.45	72	2.3	6.5	3.9	0.14	0.50	C25
Nose, sinuses etc.	4	0.2	0.4	0.3	0.01	0.04	3	0.1	0.3	0.1	0.01	0.01	C30–31
Larynx	30	1.2	3.0	2.1	0.10	0.26	12	0.4	1.1	0.6	0.02	0.07	C32
Trachea, bronchus, and lung	206	8.2	20.6	14.3	0.56	1.64	141	4.5	12.7	7.4	0.36	0.79	C33–34
Other thoracic organs	9	0.4	0.9	0.7	0.04	0.07	8	0.3	0.7	0.4	0.02	0.04	C37–38
Bone	19	0.8	1.9	1.6	0.08	0.13	10	0.3	0.9	0.8	0.04	0.06	C40–41
Melanoma of skin	44	1.7	4.4	3.3	0.21	0.39	47	1.5	4.2	2.9	0.18	0.30	C43
Other skin	157	6.2	15.7	11.1	0.52	1.26	143	4.6	12.9	7.6	0.35	0.78	C44
Mesothelioma	2	0.1	0.2	0.1	0.01	0.02	11	0.4	1.0	0.7	0.05	0.07	C45
Kaposi sarcoma	3	0.1	0.3	0.2	0.00	0.02	2	0.1	0.2	0.1	0.01	0.01	C46
Connective and soft tissue	22	0.9	2.2	1.7	0.10	0.17	26	0.8	2.3	1.7	0.13	0.18	C47+C49
Breast	19	0.8	1.9	1.4	0.06	0.14	701	22.3	63.1	42.5	2.99	4.71	C50
Vulva							6	0.2	0.5	0.3	0.02	0.02	C51
Vagina							14	0.4	1.3	0.9	0.05	0.09	C52
Cervix uteri							172	5.5	15.5	11.2	0.81	1.06	C53
Corpus uteri							115	3.7	10.4	7.0	0.51	0.89	C54
Uterus unspecified							36	1.1	3.2	2.2	0.13	0.26	C55
Ovary							124	3.9	11.2	7.3	0.47	0.76	C56
Other female genital organs							4	0.1	0.4	0.3	0.02	0.02	C57
Placenta							1	0.0	0.1	0.1	0.01	0.01	C58
Penis													C60
Prostate	670	26.6	67.1	47.3	1.84	5.77							C61
Testis	57	2.3	5.7	5.0	0.37	0.39							C62
Other male genital organs	0	0.0	0.0	0.0	0.00	0.00							C63
Kidney	60	2.4	6.0	4.6	0.30	0.53	53	1.7	4.8	3.6	0.21	0.40	C64
Renal pelvis	1	0.0	0.1	0.1	0.01	0.01	1	0.0	0.1	0.0	0.00	0.00	C65
Ureter	1	0.0	0.1	0.1	0.00	0.00	1	0.0	0.1	0.0	0.00	0.00	C66
†Bladder	77	3.1	7.7	5.3	0.16	0.62	40	1.3	3.6	2.1	0.13	0.23	C67
Other urinary organs	1	0.0	0.1	0.1	0.01	0.01	0	0.0	0.0	0.0	0.00	0.00	C68
Eye	8	0.3	0.8	0.7	0.06	0.06	3	0.1	0.3	0.1	0.01	0.01	C69
Brain and nervous system	57	2.3	5.7	4.9	0.32	0.49	58	1.8	5.2	3.9	0.24	0.38	C70–72
Thyroid	93	3.7	9.3	7.6	0.54	0.76	451	14.4	40.6	30.0	2.27	3.02	C73
Adrenal gland	6	0.2	0.6	0.4	0.02	0.06	0	0.0	0.0	0.0	0.00	0.00	C74
Other endocrine	2	0.1	0.2	0.2	0.02	0.02	4	0.1	0.4	0.3	0.02	0.02	C75
Hodgkin lymphoma	24	1.0	2.4	2.1	0.14	0.16	14	0.4	1.3	1.0	0.07	0.07	C81
Non-Hodgkin lymphoma	97	3.8	9.7	7.4	0.47	0.70	95	3.0	8.6	5.8	0.37	0.62	C82–86,C96
Immunoproliferative diseases	4	0.2	0.4	0.3	0.01	0.04	7	0.2	0.6	0.4	0.03	0.05	C88
Multiple myeloma	25	1.0	2.5	1.8	0.09	0.23	27	0.9	2.4	1.4	0.09	0.14	C90
Lymphoid leukaemia	29	1.1	2.9	2.9	0.14	0.20	23	0.7	2.1	1.8	0.09	0.14	C91
Myeloid leukaemia	39	1.5	3.9	3.1	0.18	0.37	23	0.7	2.1	1.5	0.08	0.15	C92–94
Leukaemia unspecified	4	0.2	0.4	0.4	0.02	0.04	6	0.2	0.5	0.5	0.03	0.04	C95
Myeloproliferative disorders	1	0.0	0.1	0.1	0.01	0.01	0	0.0	0.0	0.0	0.00	0.00	MPD
Myelodysplastic syndromes	9	0.4	0.9	0.7	0.01	0.08	10	0.3	0.9	0.5	0.01	0.03	MPS
Other and unspecified	130	5.2	13.0	9.4	0.46	0.95	151	4.8	13.6	8.0	0.36	0.83	O&U
All sites	2680		268.2	196.3	9.60	21.89	3284		295.6	195.4	12.12	20.58	C00–96
All sites except C44	2523	100.0	252.5	185.2	9.07	20.63	3141	100.0	282.7	187.7	11.74	19.78	C00–96 exc. C44

§Includes 100 cases of unknown age

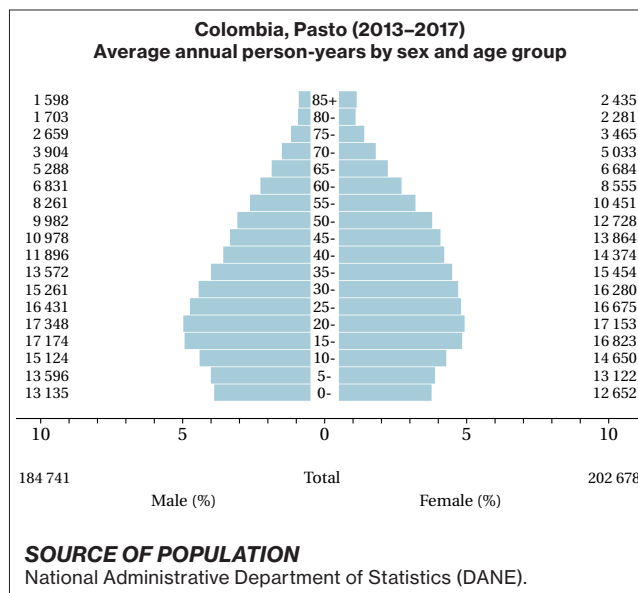
§Includes 174 cases of unknown age

†See note following population pyramid

Colombia, Pasto

CONTRIBUTORS

María Clara Yépez Chamorro
 Luisa Mercedes Bravo Goyes
 Daniel Marcelo Jurado Fajardo
 Harold Mauricio Casas Cruz
 Jaqueline Mena Huertas



NOTES ON THE DATA

†C67 (bladder cancer) includes neoplasms of uncertain or unknown behaviour together with invasive cancers.

20 major cancers, ASR (World) per 100 000

<i>Male</i>		<i>Female</i>	
Prostate	37.9	Non-melanoma skin cancer	41.1
Non-melanoma skin cancer	37.2	Breast	33.6
Stomach	24.6	Thyroid	21.3
Trachea, bronchus, and lung	7.3	Cervix uteri	17.6
Non-Hodgkin lymphoma	6.9	Stomach	11.3
Testis	6.7	Ovary	7.8
Other and unspecified	6.6	Other and unspecified	6.8
Colon	5.7	Colon	6.4
Rectum	4.7	Gallbladder etc.	6.3
Pancreas	4.5	Corpus uteri	5.9
Bladder	3.9	Non-Hodgkin lymphoma	5.5
Gallbladder etc.	3.8	Pancreas	4.5
Brain and nervous system	3.6	Brain and nervous system	3.5
Lymphoid leukaemia	3.5	Rectum	3.4
Liver	3.3	Trachea, bronchus, and lung	3.4
Thyroid	3.0	Melanoma of skin	2.8
Multiple myeloma	2.2	Lymphoid leukaemia	2.5
Kidney	2.2	Liver	2.3
Penis	2.1	Myeloid leukaemia	2.1
Melanoma of skin	2.0	Bladder	1.8
All sites	187.8	All sites	204.6

Colombia, Pasto (2013–2017)

SITE	Male						Female						ICD-10
	§No. cases	Freq. (%)	Crude rate (per 100 000)	ASR world	Cum. rates 0–64 (%)	Cum. rates 0–74 (%)	§No. cases	Freq. (%)	Crude rate (per 100 000)	ASR world	Cum. rates 0–64 (%)	Cum. rates 0–74 (%)	
Lip	0	0.0	0.0	0.0	0.00	0.00	0	0.0	0.0	0.0	0.00	0.00	C00
Tongue	4	0.2	0.4	0.4	0.02	0.04	14	0.7	1.4	1.0	0.08	0.10	C01–02
Mouth	2	0.1	0.2	0.2	0.00	0.03	6	0.3	0.6	0.4	0.01	0.03	C03–06
Salivary glands	8	0.5	0.9	0.8	0.03	0.09	7	0.3	0.7	0.5	0.02	0.02	C07–08
Tonsil	0	0.0	0.0	0.0	0.00	0.00	2	0.1	0.2	0.1	0.01	0.01	C09
Other oropharynx	1	0.1	0.1	0.1	0.01	0.01	0	0.0	0.0	0.0	0.00	0.00	C10
Nasopharynx	1	0.1	0.1	0.1	0.01	0.01	0	0.0	0.0	0.0	0.00	0.00	C11
Hypopharynx	0	0.0	0.0	0.0	0.00	0.00	1	0.0	0.1	0.1	0.01	0.01	C12–13
Pharynx unspecified	0	0.0	0.0	0.0	0.00	0.00	0	0.0	0.0	0.0	0.00	0.00	C14
Oesophagus	21	1.3	2.3	1.8	0.04	0.17	10	0.5	1.0	0.7	0.01	0.07	C15
Stomach	266	16.6	28.8	24.6	1.24	2.95	158	7.4	15.6	11.3	0.53	1.15	C16
Small intestine	9	0.6	1.0	0.9	0.03	0.14	9	0.4	0.9	0.6	0.05	0.05	C17
Colon	60	3.7	6.5	5.7	0.30	0.66	89	4.2	8.8	6.4	0.36	0.67	C18
Rectum	46	2.9	5.0	4.7	0.28	0.60	47	2.2	4.6	3.4	0.19	0.41	C19–20
Anus	7	0.4	0.8	0.7	0.04	0.08	6	0.3	0.6	0.5	0.04	0.06	C21
Liver	34	2.1	3.7	3.3	0.13	0.35	38	1.8	3.7	2.3	0.03	0.23	C22
Gallbladder etc.	40	2.5	4.3	3.8	0.21	0.41	90	4.2	8.9	6.3	0.28	0.72	C23–24
Pancreas	47	2.9	5.1	4.5	0.23	0.51	63	2.9	6.2	4.5	0.21	0.51	C25
Nose, sinuses etc.	2	0.1	0.2	0.3	0.01	0.03	2	0.1	0.2	0.2	0.01	0.03	C30–31
Larynx	11	0.7	1.2	1.1	0.07	0.16	2	0.1	0.2	0.1	0.01	0.01	C32
Trachea, bronchus, and lung	77	4.8	8.3	7.3	0.30	0.93	46	2.2	4.5	3.4	0.15	0.40	C33–34
Other thoracic organs	2	0.1	0.2	0.2	0.01	0.01	4	0.2	0.4	0.3	0.02	0.04	C37–38
Bone	6	0.4	0.6	0.6	0.04	0.06	7	0.3	0.7	0.6	0.03	0.03	C40–41
Melanoma of skin	22	1.4	2.4	2.0	0.12	0.22	38	1.8	3.7	2.8	0.18	0.25	C43
Other skin	405	25.3	43.8	37.2	1.75	4.23	580	27.2	57.2	41.1	1.99	4.44	C44
Mesothelioma	6	0.4	0.6	0.5	0.03	0.03	1	0.0	0.1	0.1	0.00	0.01	C45
Kaposi sarcoma	5	0.3	0.5	0.4	0.02	0.02	1	0.0	0.1	0.0	0.00	0.00	C46
Connective and soft tissue	15	0.9	1.6	1.5	0.10	0.16	17	0.8	1.7	1.3	0.08	0.11	C47+C49
Breast	3	0.2	0.3	0.3	0.03	0.03	423	19.8	41.7	33.6	2.55	3.70	C50
Vulva							9	0.4	0.9	0.6	0.03	0.06	C51
Vagina							5	0.2	0.5	0.3	0.01	0.03	C52
Cervix uteri							228	10.7	22.5	17.6	1.34	1.80	C53
Corpus uteri							73	3.4	7.2	5.9	0.40	0.72	C54
Uterus unspecified							4	0.2	0.4	0.2	0.01	0.01	C55
Ovary							98	4.6	9.7	7.8	0.50	0.86	C56
Other female genital organs							0	0.0	0.0	0.0	0.00	0.00	C57
Placenta							0	0.0	0.0	0.0	0.00	0.00	C58
Penis													C60
Prostate	417	26.0	45.1	37.9	1.15	4.61							C61
Testis	70	4.4	7.6	6.7	0.49	0.52							C62
Other male genital organs	1	0.1	0.1	0.1	0.01	0.01							C63
Kidney	21	1.3	2.3	2.2	0.13	0.28	18	0.8	1.8	1.5	0.07	0.14	C64
Renal pelvis	1	0.1	0.1	0.1	0.00	0.00	0	0.0	0.0	0.0	0.00	0.00	C65
Ureter	1	0.1	0.1	0.1	0.00	0.02	2	0.1	0.2	0.1	0.00	0.02	C66
†Bladder	41	2.6	4.4	3.9	0.23	0.47	25	1.2	2.5	1.8	0.07	0.23	C67
Other urinary organs	0	0.0	0.0	0.0	0.00	0.00	0	0.0	0.0	0.0	0.00	0.00	C68
Eye	6	0.4	0.6	0.6	0.06	0.06	7	0.3	0.7	0.6	0.02	0.04	C69
Brain and nervous system	36	2.2	3.9	3.6	0.24	0.28	45	2.1	4.4	3.5	0.22	0.34	C70–72
Thyroid	30	1.9	3.2	3.0	0.23	0.31	262	12.3	25.9	21.3	1.63	2.09	C73
Adrenal gland	0	0.0	0.0	0.0	0.00	0.00	1	0.0	0.1	0.1	0.01	0.01	C74
Other endocrine	1	0.1	0.1	0.1	0.01	0.01	0	0.0	0.0	0.0	0.00	0.00	C75
Hodgkin lymphoma	10	0.6	1.1	1.0	0.08	0.10	8	0.4	0.8	0.8	0.05	0.07	C81
Non-Hodgkin lymphoma	71	4.4	7.7	6.9	0.41	0.80	72	3.4	7.1	5.5	0.32	0.67	C82–86,C96
Immunoproliferative diseases	3	0.2	0.3	0.3	0.03	0.03	3	0.1	0.3	0.3	0.02	0.02	C88
Multiple myeloma	22	1.4	2.4	2.2	0.14	0.25	20	0.9	2.0	1.6	0.11	0.20	C90
Lymphoid leukaemia	32	2.0	3.5	3.5	0.16	0.30	25	1.2	2.5	2.5	0.15	0.18	C91
Myeloid leukaemia	18	1.1	1.9	1.7	0.09	0.14	24	1.1	2.4	2.1	0.08	0.20	C92–94
Leukaemia unspecified	11	0.7	1.2	1.0	0.06	0.11	13	0.6	1.3	1.0	0.06	0.10	C95
Myeloproliferative disorders	4	0.2	0.4	0.4	0.02	0.06	3	0.1	0.3	0.3	0.02	0.02	MPD
Myelodysplastic syndromes	13	0.8	1.4	1.1	0.04	0.09	13	0.6	1.3	0.9	0.05	0.09	MPS
Other and unspecified	74	4.6	8.0	6.6	0.28	0.74	97	4.5	9.6	6.8	0.34	0.66	O&U
All sites	2006		217.2	187.8	8.98	21.26	2716		268.0	204.6	12.34	21.62	C00–96 exc.C44
All sites except C44	1601	100.0	173.3	150.5	7.23	17.03	2136	100.0	210.8	163.5	10.35	17.18	C00–96 exc.C44

§Includes 2 cases of unknown age

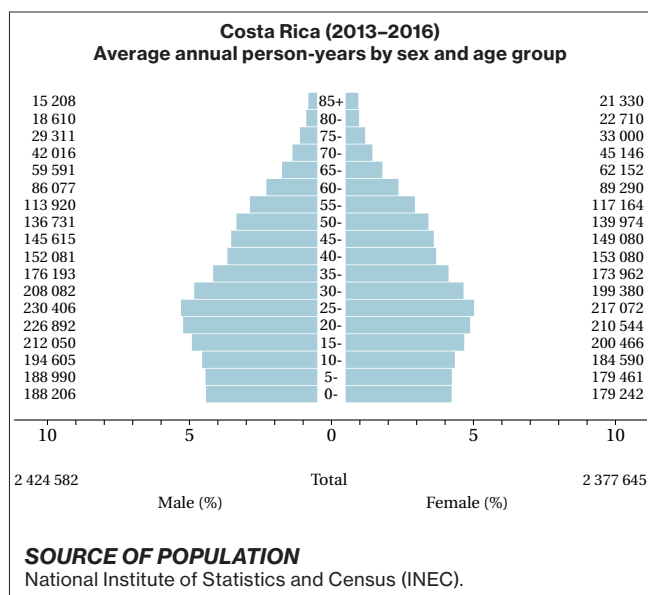
§Includes 1 case of unknown age

†See note following population pyramid

Costa Rica

CONTRIBUTORS

Guillermo Torres Alvarado
Sandra Delgado Jiménez
Adriana Torres Moreno



NOTES ON THE DATA

†C67 (bladder cancer) includes neoplasms of uncertain or unknown behaviour together with invasive cancers.

20 major cancers, ASR (World) per 100 000

<i>Male</i>		<i>Female</i>	
Non-melanoma skin cancer	51.8	Breast	46.1
Prostate	41.1	Non-melanoma skin cancer	45.1
Stomach	16.1	Thyroid	22.4
Colon	9.0	Cervix uteri	11.7
Rectum	6.2	Colon	10.4
Trachea, bronchus, and lung	5.6	Stomach	10.1
Bladder	5.3	Corpus uteri	8.2
Other and unspecified	5.0	Ovary	4.9
Non-Hodgkin lymphoma	4.6	Other and unspecified	4.6
Kidney	4.1	Rectum	4.4
Thyroid	4.0	Trachea, bronchus, and lung	3.4
Testis	3.9	Non-Hodgkin lymphoma	3.4
Liver	3.5	Pancreas	2.4
Brain and nervous system	2.8	Kidney	2.3
Lymphoid leukaemia	2.4	Liver	2.3
Leukaemia unspecified	2.4	Brain and nervous system	2.2
Melanoma of skin	2.2	Leukaemia unspecified	2.0
Connective and soft tissue	2.1	Connective and soft tissue	2.0
Larynx	2.1	Melanoma of skin	1.9
Pancreas	2.0	Lymphoid leukaemia	1.5
All sites	191.7	All sites	204.6

Costa Rica (2013–2016)

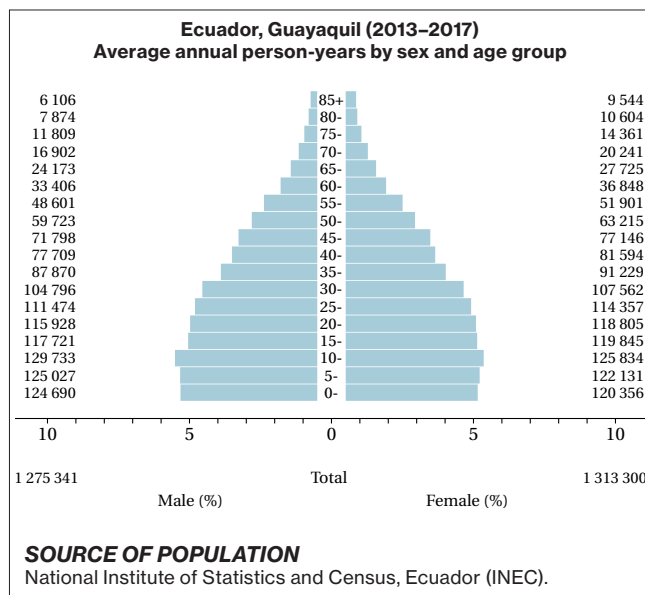
SITE	Male						Female						ICD-10
	No. cases	Freq. (%)	Crude rate (per 100 000)	ASR world	Cum. rates 0–64 (%)	Cum. rates 0–74 (%)	No. cases	Freq. (%)	Crude rate (per 100 000)	ASR world	Cum. rates 0–64 (%)	Cum. rates 0–74 (%)	
Lip	6	0.0	0.1	0.1	0.00	0.00	5	0.0	0.1	0.1	0.00	0.00	C00
Tongue	67	0.5	0.7	0.6	0.03	0.07	60	0.4	0.6	0.6	0.04	0.06	C01–02
Mouth	60	0.4	0.6	0.6	0.03	0.07	45	0.3	0.5	0.4	0.02	0.04	C03–06
Salivary glands	63	0.5	0.6	0.6	0.04	0.07	65	0.4	0.7	0.6	0.04	0.07	C07–08
Tonsil	70	0.5	0.7	0.7	0.05	0.08	27	0.2	0.3	0.2	0.02	0.03	C09
Other oropharynx	13	0.1	0.1	0.1	0.00	0.01	5	0.0	0.1	0.0	0.00	0.00	C10
Nasopharynx	58	0.4	0.6	0.6	0.04	0.05	19	0.1	0.2	0.2	0.02	0.02	C11
Hypopharynx	23	0.2	0.2	0.2	0.01	0.03	8	0.0	0.1	0.1	0.00	0.01	C12–13
Pharynx unspecified	8	0.1	0.1	0.1	0.01	0.01	1	0.0	0.0	0.0	0.00	0.00	C14
Oesophagus	118	0.9	1.2	1.2	0.04	0.14	36	0.2	0.4	0.3	0.01	0.04	C15
Stomach	1623	11.8	16.7	16.1	0.79	1.83	1111	6.6	11.7	10.1	0.51	1.15	C16
Small intestine	61	0.4	0.6	0.6	0.03	0.05	38	0.2	0.4	0.4	0.02	0.04	C17
Colon	894	6.5	9.2	9.0	0.42	1.09	1149	6.8	12.1	10.4	0.54	1.21	C18
Rectum	619	4.5	6.4	6.2	0.35	0.75	472	2.8	5.0	4.4	0.27	0.50	C19–20
Anus	50	0.4	0.5	0.5	0.03	0.06	61	0.4	0.6	0.6	0.03	0.09	C21
Liver	343	2.5	3.5	3.5	0.16	0.40	238	1.4	2.5	2.3	0.10	0.30	C22
Gallbladder etc.	99	0.7	1.0	1.0	0.05	0.11	132	0.8	1.4	1.2	0.06	0.13	C23–24
Pancreas	200	1.4	2.1	2.0	0.09	0.23	256	1.5	2.7	2.4	0.12	0.29	C25
Nose, sinuses etc.	52	0.4	0.5	0.5	0.03	0.06	34	0.2	0.4	0.3	0.02	0.03	C30–31
Larynx	213	1.5	2.2	2.1	0.10	0.24	26	0.2	0.3	0.2	0.02	0.03	C32
Trachea, bronchus, and lung	559	4.0	5.8	5.6	0.22	0.68	360	2.1	3.8	3.4	0.16	0.43	C33–34
Other thoracic organs	49	0.4	0.5	0.5	0.02	0.05	30	0.2	0.3	0.3	0.02	0.04	C37–38
Bone	99	0.7	1.0	1.0	0.06	0.08	75	0.4	0.8	0.8	0.05	0.07	C40–41
Melanoma of skin	229	1.7	2.4	2.2	0.11	0.23	207	1.2	2.2	1.9	0.12	0.21	C43
Other skin	5278	38.2	54.4	51.8	2.10	5.73	5074	30.1	53.4	45.1	2.17	4.95	C44
Mesothelioma	9	0.1	0.1	0.1	0.00	0.01	2	0.0	0.0	0.0	0.00	0.00	C45
Kaposi sarcoma	55	0.4	0.6	0.5	0.03	0.04	10	0.1	0.1	0.1	0.00	0.01	C46
Connective and soft tissue	215	1.6	2.2	2.1	0.12	0.22	203	1.2	2.1	2.0	0.14	0.20	C47+C49
Breast	38	0.3	0.4	0.4	0.02	0.04	4824	28.6	50.7	46.1	3.27	5.41	C50
Vulva							86	0.5	0.9	0.7	0.03	0.07	C51
Vagina							58	0.3	0.6	0.5	0.04	0.06	C52
Cervix uteri							1275	7.6	13.4	11.7	0.94	1.14	C53
Corpus uteri							842	5.0	8.9	8.2	0.60	1.02	C54
Uterus unspecified							53	0.3	0.6	0.5	0.03	0.06	C55
Ovary							508	3.0	5.3	4.9	0.32	0.54	C56
Other female genital organs							9	0.1	0.1	0.1	0.00	0.01	C57
Placenta							9	0.1	0.1	0.1	0.01	0.01	C58
Penis	102	0.7	1.1	1.0	0.06	0.11							C60
Prostate	3897	28.2	40.2	41.1	1.70	5.62							C61
Testis	441	3.2	4.5	3.9	0.27	0.29							C62
Other male genital organs	3	0.0	0.0	0.0	0.00	0.00							C63
Kidney	395	2.9	4.1	4.1	0.25	0.48	234	1.4	2.5	2.3	0.14	0.27	C64
Renal pelvis	9	0.1	0.1	0.1	0.01	0.01	9	0.1	0.1	0.1	0.00	0.01	C65
Ureter	3	0.0	0.0	0.0	0.00	0.00	1	0.0	0.0	0.0	0.00	0.00	C66
†Bladder	543	3.9	5.6	5.3	0.18	0.58	153	0.9	1.6	1.4	0.06	0.17	C67
Other urinary organs	2	0.0	0.0	0.0	0.00	0.00	3	0.0	0.0	0.0	0.00	0.00	C68
Eye	70	0.5	0.7	0.7	0.04	0.07	45	0.3	0.5	0.5	0.03	0.04	C69
Brain and nervous system	264	1.9	2.7	2.8	0.18	0.29	206	1.2	2.2	2.2	0.14	0.19	C70–72
Thyroid	424	3.1	4.4	4.0	0.30	0.43	2393	14.2	25.2	22.4	1.85	2.22	C73
Adrenal gland	18	0.1	0.2	0.2	0.01	0.01	15	0.1	0.2	0.2	0.01	0.01	C74
Other endocrine	11	0.1	0.1	0.1	0.01	0.01	15	0.1	0.2	0.2	0.01	0.01	C75
Hodgkin lymphoma	156	1.1	1.6	1.5	0.10	0.13	139	0.8	1.5	1.4	0.09	0.11	C81
Non-Hodgkin lymphoma	454	3.3	4.7	4.6	0.26	0.49	358	2.1	3.8	3.4	0.20	0.40	C82–86, C96
Immunoproliferative diseases	9	0.1	0.1	0.1	0.00	0.01	2	0.0	0.0	0.0	0.00	0.00	C88
Multiple myeloma	71	0.5	0.7	0.7	0.03	0.09	60	0.4	0.6	0.6	0.03	0.06	C90
Lymphoid leukaemia	192	1.4	2.0	2.4	0.13	0.16	122	0.7	1.3	1.5	0.08	0.10	C91
Myeloid leukaemia	100	0.7	1.0	1.0	0.06	0.08	57	0.3	0.6	0.6	0.04	0.05	C92–94
Leukaemia unspecified	236	1.7	2.4	2.4	0.12	0.26	214	1.3	2.3	2.0	0.12	0.21	C95
Myeloproliferative disorders	1	0.0	0.0	0.0	0.00	0.00	0	0.0	0.0	0.0	0.00	0.00	MPD
Myelodysplastic syndromes	14	0.1	0.1	0.1	0.00	0.01	13	0.1	0.1	0.1	0.00	0.01	MPS
Other and unspecified	503	3.6	5.2	5.0	0.27	0.53	497	2.9	5.2	4.6	0.25	0.49	O&U
All sites	19089		196.8	191.7	9.02	22.12	21949		230.8	204.6	12.80	22.63	C00–96
All sites except C44	13811	100.0	142.4	139.9	6.92	16.39	16875	100.0	177.4	159.5	10.63	17.68	C00–96 exc. C44

†See note following population pyramid

Ecuador, Guayaquil

CONTRIBUTORS

Juan Tanca Campozano
 Leyda Jaramillo Feijoo
 Rina Quinto Briones
 Jhony Real Cotto
 Jackeline Herrera Pacheco
 Ana Roha Ochoa



NOTES ON THE DATA

†C67 (bladder cancer) includes neoplasms of uncertain or unknown behaviour together with invasive cancers.

20 major cancers, ASR (World) per 100 000

<i>Male</i>		<i>Female</i>	
Non-melanoma skin cancer	33.6	Breast	39.4
Prostate	28.2	Non-melanoma skin cancer	28.0
Stomach	16.7	Cervix uteri	20.0
Colon	8.4	Thyroid	10.5
Non-Hodgkin lymphoma	8.1	Stomach	9.4
Trachea, bronchus, and lung	7.6	Colon	8.6
Other and unspecified	6.4	Corpus uteri	6.4
Kidney	5.4	Ovary	6.3
Liver	5.0	Non-Hodgkin lymphoma	6.3
Brain and nervous system	4.8	Other and unspecified	5.8
Rectum	4.6	Trachea, bronchus, and lung	5.1
Lymphoid leukaemia	3.8	Rectum	4.0
Bladder	3.4	Brain and nervous system	3.6
Thyroid	2.9	Kidney	3.3
Multiple myeloma	2.9	Lymphoid leukaemia	3.3
Pancreas	2.6	Liver	3.3
Connective and soft tissue	2.5	Myeloid leukaemia	2.4
Myeloid leukaemia	2.4	Gallbladder etc.	2.3
Larynx	2.2	Pancreas	2.1
Oesophagus	2.1	Multiple myeloma	1.8
All sites	175.3	All sites	191.1

Ecuador, Guayaquil (2013–2017)

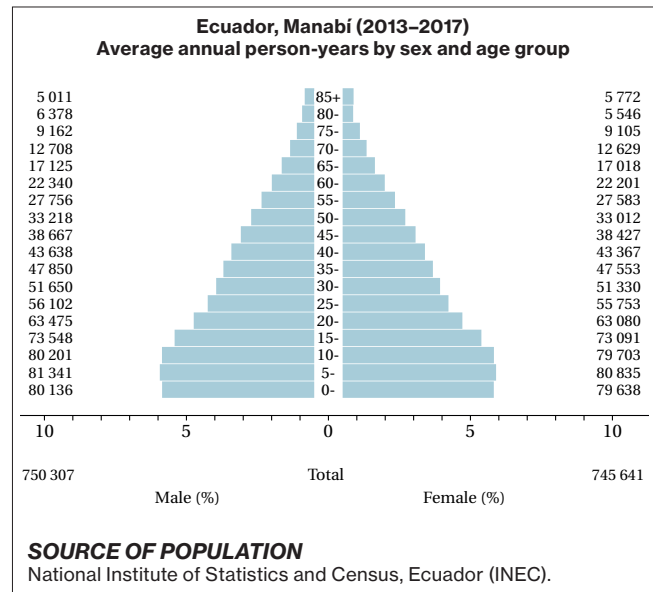
SITE	Male						Female						ICD-10
	No. cases	Freq. (%)	Crude rate (per 100 000)	ASR world	Cum. rates 0–64 (%)	Cum. rates 0–74 (%)	No. cases	Freq. (%)	Crude rate (per 100 000)	ASR world	Cum. rates 0–64 (%)	Cum. rates 0–74 (%)	
Lip	2	0.0	0.0	0.0	0.00	0.00	1	0.0	0.0	0.0	0.00	0.00	C00
Tongue	39	0.5	0.6	0.7	0.04	0.08	54	0.5	0.8	0.9	0.06	0.10	C01–02
Mouth	39	0.5	0.6	0.7	0.04	0.08	37	0.4	0.6	0.6	0.02	0.06	C03–06
Salivary glands	30	0.4	0.5	0.6	0.02	0.07	24	0.2	0.4	0.4	0.02	0.04	C07–08
Tonsil	52	0.7	0.8	0.9	0.07	0.12	12	0.1	0.2	0.2	0.01	0.02	C09
Other oropharynx	5	0.1	0.1	0.1	0.01	0.01	1	0.0	0.0	0.0	0.00	0.00	C10
Nasopharynx	13	0.2	0.2	0.2	0.02	0.02	5	0.0	0.1	0.1	0.01	0.01	C11
Hypopharynx	2	0.0	0.0	0.0	0.00	0.01	0	0.0	0.0	0.0	0.00	0.00	C12–13
Pharynx unspecified	0	0.0	0.0	0.0	0.00	0.00	6	0.1	0.1	0.1	0.00	0.01	C14
Oesophagus	111	1.5	1.7	2.1	0.09	0.24	33	0.3	0.5	0.6	0.04	0.07	C15
Stomach	884	11.6	13.9	16.7	0.80	1.95	598	5.9	9.1	9.4	0.52	1.05	C16
Small intestine	44	0.6	0.7	0.8	0.05	0.10	50	0.5	0.8	0.8	0.05	0.07	C17
Colon	453	5.9	7.1	8.4	0.43	0.92	533	5.3	8.1	8.6	0.43	0.99	C18
Rectum	247	3.2	3.9	4.6	0.26	0.55	243	2.4	3.7	4.0	0.23	0.45	C19–20
Anus	34	0.4	0.5	0.6	0.04	0.08	87	0.9	1.3	1.5	0.08	0.18	C21
Liver	255	3.3	4.0	5.0	0.19	0.63	205	2.0	3.1	3.3	0.14	0.38	C22
Gallbladder etc.	93	1.2	1.5	1.8	0.10	0.21	137	1.4	2.1	2.3	0.14	0.28	C23–24
Pancreas	136	1.8	2.1	2.6	0.15	0.32	130	1.3	2.0	2.1	0.09	0.26	C25
Nose, sinuses etc.	23	0.3	0.4	0.4	0.02	0.05	19	0.2	0.3	0.3	0.01	0.03	C30–31
Larynx	113	1.5	1.8	2.2	0.13	0.29	16	0.2	0.2	0.2	0.01	0.02	C32
Trachea, bronchus, and lung	391	5.1	6.1	7.6	0.30	0.92	308	3.0	4.7	5.1	0.25	0.62	C33–34
Other thoracic organs	49	0.6	0.8	0.9	0.05	0.10	35	0.3	0.5	0.6	0.03	0.07	C37–38
Bone	67	0.9	1.1	1.1	0.07	0.10	80	0.8	1.2	1.2	0.08	0.12	C40–41
Melanoma of skin	90	1.2	1.4	1.7	0.09	0.20	76	0.7	1.2	1.2	0.08	0.13	C43
Other skin	1780	23.4	27.9	33.6	1.48	3.74	1783	17.6	27.2	28.0	1.30	3.07	C44
Mesothelioma	8	0.1	0.1	0.2	0.01	0.03	9	0.1	0.1	0.1	0.01	0.01	C45
Kaposi sarcoma	86	1.1	1.3	1.3	0.09	0.11	8	0.1	0.1	0.1	0.00	0.02	C46
Connective and soft tissue	149	2.0	2.3	2.5	0.16	0.26	106	1.0	1.6	1.7	0.10	0.17	C47+C49
Breast	29	0.4	0.5	0.5	0.03	0.05	2404	23.7	36.6	39.4	2.85	4.54	C50
Vulva							49	0.5	0.7	0.8	0.04	0.09	C51
Vagina							47	0.5	0.7	0.8	0.03	0.09	C52
Cervix uteri							1289	12.7	19.6	20.0	1.46	2.15	C53
Corpus uteri							381	3.8	5.8	6.4	0.47	0.81	C54
Uterus unspecified							53	0.5	0.8	0.8	0.06	0.09	C55
Ovary							396	3.9	6.0	6.3	0.46	0.67	C56
Other female genital organs							8	0.1	0.1	0.1	0.01	0.01	C57
Placenta							5	0.0	0.1	0.1	0.00	0.00	C58
Penis	86	1.1	1.3	1.6	0.10	0.17							C60
Prostate	1428	18.7	22.4	28.2	0.80	3.33							C61
Testis	143	1.9	2.2	2.1	0.14	0.15							C62
Other male genital organs	6	0.1	0.1	0.1	0.00	0.01							C63
Kidney	282	3.7	4.4	5.4	0.35	0.67	192	1.9	2.9	3.3	0.20	0.38	C64
Renal pelvis	1	0.0	0.0	0.0	0.00	0.01	2	0.0	0.0	0.0	0.00	0.00	C65
Ureter	1	0.0	0.0	0.0	0.00	0.00	2	0.0	0.0	0.0	0.00	0.00	C66
†Bladder	180	2.4	2.8	3.4	0.14	0.38	70	0.7	1.1	1.1	0.05	0.12	C67
Other urinary organs	2	0.0	0.0	0.0	0.00	0.00	3	0.0	0.0	0.1	0.00	0.00	C68
Eye	36	0.5	0.6	0.6	0.03	0.04	27	0.3	0.4	0.5	0.02	0.03	C69
Brain and nervous system	284	3.7	4.5	4.8	0.30	0.46	228	2.2	3.5	3.6	0.23	0.33	C70–72
Thyroid	163	2.1	2.6	2.9	0.21	0.33	692	6.8	10.5	10.5	0.84	1.07	C73
Adrenal gland	2	0.0	0.0	0.0	0.00	0.00	5	0.0	0.1	0.1	0.00	0.00	C74
Other endocrine	3	0.0	0.0	0.0	0.00	0.00	0	0.0	0.0	0.0	0.00	0.00	C75
Hodgkin lymphoma	81	1.1	1.3	1.4	0.07	0.12	82	0.8	1.2	1.2	0.07	0.10	C81
Non-Hodgkin lymphoma	445	5.8	7.0	8.1	0.45	0.92	380	3.7	5.8	6.3	0.34	0.71	C82–86, C96
Immunoproliferative diseases	15	0.2	0.2	0.3	0.02	0.04	22	0.2	0.3	0.3	0.02	0.04	C88
Multiple myeloma	155	2.0	2.4	2.9	0.19	0.34	110	1.1	1.7	1.8	0.12	0.21	C90
Lymphoid leukaemia	227	3.0	3.6	3.8	0.20	0.25	204	2.0	3.1	3.3	0.19	0.24	C91
Myeloid leukaemia	137	1.8	2.1	2.4	0.11	0.24	153	1.5	2.3	2.4	0.15	0.24	C92–94
Leukaemia unspecified	61	0.8	1.0	1.0	0.05	0.09	50	0.5	0.8	0.8	0.04	0.09	C95
Myeloproliferative disorders	26	0.3	0.4	0.5	0.02	0.07	37	0.4	0.6	0.6	0.03	0.07	MPD
Myelodysplastic syndromes	76	1.0	1.2	1.4	0.05	0.16	90	0.9	1.4	1.5	0.07	0.17	MPS
Other and unspecified	336	4.4	5.3	6.4	0.35	0.76	348	3.4	5.3	5.8	0.33	0.66	O&U
All sites	9400		147.4	175.3	8.34	19.76	11925		181.6	191.1	11.80	21.15	C00–96
All sites except C44	7620	100.0	119.5	141.7	6.87	16.02	10142	100.0	154.5	163.1	10.50	18.08	C00–96 exc. C44

†See note following population pyramid

Ecuador, Manabí

CONTRIBUTORS

Mariela Mendoza Alava
 Juan Carlos González Macías
 Vanessa Zambrano Azúa
 Margarita Basurto Rezabala



NOTES ON THE DATA

†C67 (bladder cancer) includes neoplasms of uncertain or unknown behaviour together with invasive cancers.

20 major cancers, ASR (World) per 100 000

<i>Male</i>		<i>Female</i>	
Non-melanoma skin cancer	23.6	Breast	23.1
Prostate	20.6	Non-melanoma skin cancer	21.3
Stomach	18.5	Thyroid	14.6
Non-Hodgkin lymphoma	6.5	Cervix uteri	13.0
Colon	5.5	Stomach	9.5
Trachea, bronchus, and lung	5.3	Non-Hodgkin lymphoma	5.1
Liver	4.7	Colon	5.1
Brain and nervous system	3.3	Corpus uteri	4.5
Rectum	3.1	Ovary	4.3
Other and unspecified	3.0	Liver	4.0
Lymphoid leukaemia	2.7	Trachea, bronchus, and lung	3.8
Kidney	2.2	Other and unspecified	3.2
Bladder	2.2	Rectum	2.6
Thyroid	2.1	Brain and nervous system	2.5
Connective and soft tissue	2.0	Lymphoid leukaemia	2.4
Pancreas	2.0	Pancreas	2.0
Myeloid leukaemia	2.0	Connective and soft tissue	1.9
Testis	1.7	Kidney	1.8
Multiple myeloma	1.4	Gallbladder etc.	1.7
Oesophagus	1.4	Myeloid leukaemia	1.6
All sites	126.8	All sites	139.2

Ecuador, Manabí (2013–2017)

SITE	Male						Female						ICD-10
	§No. cases	Freq. (%)	Crude rate (per 100 000)	ASR world	Cum. rates 0–64 (%)	Cum. rates 0–74 (%)	§No. cases	Freq. (%)	Crude rate (per 100 000)	ASR world	Cum. rates 0–64 (%)	Cum. rates 0–74 (%)	
Lip	2	0.1	0.1	0.0	0.00	0.00	1	0.0	0.0	0.0	0.00	0.00	C00
Tongue	18	0.5	0.5	0.5	0.03	0.07	22	0.5	0.6	0.6	0.04	0.06	C01–02
Mouth	19	0.5	0.5	0.6	0.02	0.06	18	0.4	0.5	0.5	0.02	0.07	C03–06
Salivary glands	22	0.6	0.6	0.6	0.04	0.07	9	0.2	0.2	0.2	0.01	0.02	C07–08
Tonsil	9	0.2	0.2	0.3	0.02	0.03	8	0.2	0.2	0.2	0.01	0.02	C09
Other oropharynx	3	0.1	0.1	0.1	0.00	0.01	0	0.0	0.0	0.0	0.00	0.00	C10
Nasopharynx	4	0.1	0.1	0.1	0.01	0.02	2	0.0	0.1	0.1	0.00	0.01	C11
Hypopharynx	4	0.1	0.1	0.1	0.01	0.01	1	0.0	0.0	0.0	0.00	0.01	C12–13
Pharynx unspecified	2	0.1	0.1	0.1	0.00	0.01	1	0.0	0.0	0.0	0.00	0.00	C14
Oesophagus	47	1.3	1.3	1.4	0.09	0.18	9	0.2	0.2	0.3	0.02	0.03	C15
Stomach	660	17.6	17.6	18.5	0.98	2.14	349	8.3	9.4	9.5	0.46	1.01	C16
Small intestine	14	0.4	0.4	0.4	0.03	0.04	18	0.4	0.5	0.5	0.03	0.06	C17
Colon	195	5.2	5.2	5.5	0.32	0.65	193	4.6	5.2	5.1	0.27	0.52	C18
Rectum	110	2.9	2.9	3.1	0.16	0.34	93	2.2	2.5	2.6	0.17	0.28	C19–20
Anus	9	0.2	0.2	0.3	0.02	0.02	38	0.9	1.0	1.1	0.08	0.13	C21
Liver	168	4.5	4.5	4.7	0.24	0.54	146	3.5	3.9	4.0	0.17	0.48	C22
Gallbladder etc.	37	1.0	1.0	1.1	0.07	0.14	62	1.5	1.7	1.7	0.09	0.19	C23–24
Pancreas	71	1.9	1.9	2.0	0.09	0.24	78	1.9	2.1	2.0	0.08	0.18	C25
Nose, sinuses etc.	11	0.3	0.3	0.3	0.02	0.03	5	0.1	0.1	0.1	0.01	0.01	C30–31
Larynx	44	1.2	1.2	1.3	0.06	0.16	5	0.1	0.1	0.2	0.00	0.02	C32
Trachea, bronchus, and lung	200	5.3	5.3	5.3	0.15	0.57	143	3.4	3.8	3.8	0.16	0.40	C33–34
Other thoracic organs	18	0.5	0.5	0.5	0.03	0.04	2	0.0	0.1	0.1	0.00	0.01	C37–38
Bone	32	0.9	0.9	0.8	0.04	0.05	22	0.5	0.6	0.6	0.04	0.05	C40–41
Melanoma of skin	32	0.9	0.9	0.9	0.06	0.07	19	0.5	0.5	0.5	0.03	0.05	C43
Other skin	856	22.8	22.8	23.6	1.15	2.61	788	18.8	21.1	21.3	1.04	2.27	C44
Mesothelioma	1	0.0	0.0	0.0	0.00	0.01	0	0.0	0.0	0.0	0.00	0.00	C45
Kaposi sarcoma	10	0.3	0.3	0.3	0.02	0.02	1	0.0	0.0	0.0	0.00	0.00	C46
Connective and soft tissue	74	2.0	2.0	2.0	0.13	0.18	70	1.7	1.9	1.9	0.10	0.20	C47+C49
Breast	4	0.1	0.1	0.1	0.01	0.01	785	18.7	21.1	23.1	1.72	2.55	C50
Vulva							18	0.4	0.5	0.4	0.01	0.03	C51
Vagina							10	0.2	0.3	0.3	0.02	0.04	C52
Cervix uteri							455	10.9	12.2	13.0	0.97	1.39	C53
Corpus uteri							145	3.5	3.9	4.5	0.36	0.56	C54
Uterus unspecified							33	0.8	0.9	0.9	0.04	0.08	C55
Ovary							151	3.6	4.1	4.3	0.32	0.44	C56
Other female genital organs							1	0.0	0.0	0.0	0.00	0.00	C57
Placenta							1	0.0	0.0	0.0	0.00	0.00	C58
Penis	48	1.3	1.3	1.4	0.09	0.15							C60
Prostate	782	20.9	20.8	20.6	0.56	2.33							C61
Testis	64	1.7	1.7	1.7	0.12	0.12							C62
Other male genital organs	0	0.0	0.0	0.0	0.00	0.00							C63
Kidney	76	2.0	2.0	2.2	0.16	0.24	62	1.5	1.7	1.8	0.11	0.21	C64
Renal pelvis	1	0.0	0.0	0.0	0.00	0.00	0	0.0	0.0	0.0	0.00	0.00	C65
Ureter	0	0.0	0.0	0.0	0.00	0.00	0	0.0	0.0	0.0	0.00	0.00	C66
†Bladder	80	2.1	2.1	2.2	0.08	0.25	24	0.6	0.6	0.7	0.04	0.06	C67
Other urinary organs	0	0.0	0.0	0.0	0.00	0.00	0	0.0	0.0	0.0	0.00	0.00	C68
Eye	16	0.4	0.4	0.4	0.02	0.05	18	0.4	0.5	0.5	0.02	0.04	C69
Brain and nervous system	119	3.2	3.2	3.3	0.22	0.32	91	2.2	2.4	2.5	0.16	0.25	C70–72
Thyroid	77	2.1	2.1	2.1	0.15	0.21	514	12.3	13.8	14.6	1.18	1.40	C73
Adrenal gland	5	0.1	0.1	0.2	0.01	0.01	3	0.1	0.1	0.1	0.00	0.01	C74
Other endocrine	4	0.1	0.1	0.1	0.01	0.01	0	0.0	0.0	0.0	0.00	0.00	C75
Hodgkin lymphoma	39	1.0	1.0	1.0	0.07	0.09	25	0.6	0.7	0.7	0.04	0.05	C81
Non-Hodgkin lymphoma	236	6.3	6.3	6.5	0.37	0.67	185	4.4	5.0	5.1	0.29	0.50	C82–86,C96
Immunoproliferative diseases	2	0.1	0.1	0.1	0.00	0.01	5	0.1	0.1	0.1	0.01	0.02	C88
Multiple myeloma	48	1.3	1.3	1.4	0.10	0.17	31	0.7	0.8	0.9	0.06	0.09	C90
Lymphoid leukaemia	103	2.7	2.7	2.7	0.14	0.16	90	2.1	2.4	2.4	0.13	0.18	C91
Myeloid leukaemia	73	1.9	1.9	2.0	0.13	0.17	61	1.5	1.6	1.6	0.11	0.13	C92–94
Leukaemia unspecified	21	0.6	0.6	0.5	0.03	0.04	26	0.6	0.7	0.6	0.04	0.04	C95
Myeloproliferative disorders	10	0.3	0.3	0.3	0.01	0.03	7	0.2	0.2	0.2	0.01	0.02	MPD
Myelodysplastic syndromes	20	0.5	0.5	0.5	0.01	0.07	22	0.5	0.6	0.6	0.02	0.08	MPS
Other and unspecified	106	2.8	2.8	3.0	0.16	0.34	114	2.7	3.1	3.2	0.17	0.36	O&U
All sites	4606		122.8	126.8	6.27	13.82	4980		133.6	139.2	8.66	14.60	C00–96 exc.C44
All sites except C44	3750	100.0	100.0	103.3	5.13	11.21	4192	100.0	112.4	117.9	7.61	12.33	C00–96 exc.C44

§Includes 15 cases of unknown age

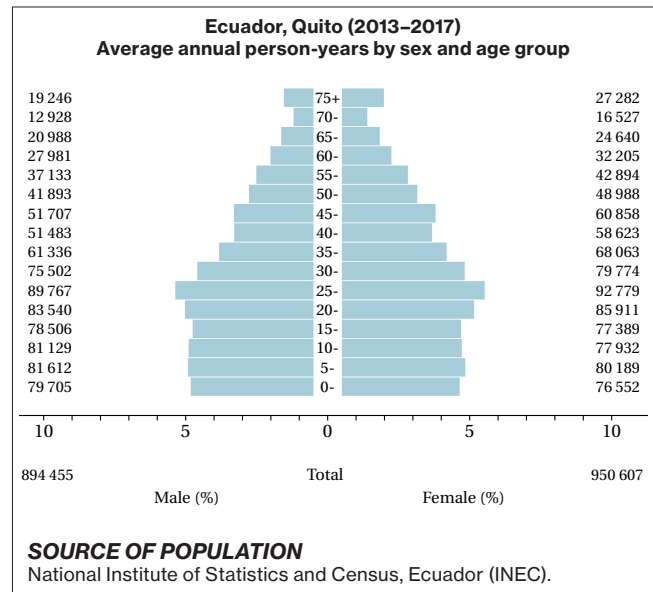
§Includes 23 cases of unknown age

†See note following population pyramid

Ecuador, Quito

CONTRIBUTORS

Patricia Cueva Ayala
 Wilmer Tarupi
 María Belén Morejón
 Doris Chauca
 Paulina Bedón
 Silvia Jacho



NOTES ON THE DATA

†C67 (bladder cancer) includes neoplasms of uncertain or unknown behaviour together with invasive cancers.

20 major cancers, ASR (World) per 100 000

<i>Male</i>		<i>Female</i>	
Prostate	63.3	Thyroid	47.0
Non-melanoma skin cancer	44.0	Breast	41.8
Stomach	19.5	Non-melanoma skin cancer	38.4
Non-Hodgkin lymphoma	15.0	Cervix uteri	17.5
Thyroid	10.2	Stomach	13.6
Colon	9.8	Non-Hodgkin lymphoma	11.7
Trachea, bronchus, and lung	8.2	Ovary	9.0
Bladder	6.7	Colon	8.5
Kidney	6.6	Trachea, bronchus, and lung	6.8
Brain and nervous system	5.9	Corpus uteri	6.3
Liver	5.9	Gallbladder etc.	5.5
Testis	5.6	Brain and nervous system	5.2
Lymphoid leukaemia	5.2	Liver	4.9
Melanoma of skin	4.7	Other and unspecified	4.5
Rectum	4.5	Pancreas	4.3
Myeloid leukaemia	4.2	Melanoma of skin	4.1
Gallbladder etc.	4.1	Rectum	4.0
Multiple myeloma	3.6	Kidney	3.8
Pancreas	3.6	Lymphoid leukaemia	3.7
Connective and soft tissue	3.6	Myeloid leukaemia	3.6
All sites	256.6	All sites	266.1

Ecuador, Quito (2013–2017)

SITE	Male						Female						ICD-10
	§No. cases	Freq. (%)	Crude rate (per 100 000)	ASR world	Cum. rates 0–64 (%)	Cum. rates 0–74 (%)	§No. cases	Freq. (%)	Crude rate (per 100 000)	ASR world	Cum. rates 0–64 (%)	Cum. rates 0–74 (%)	
Lip	3	0.0	0.1	0.1	0.01	0.01	5	0.0	0.1	0.1	0.00	0.01	C00
Tongue	17	0.2	0.4	0.4	0.03	0.05	41	0.4	0.9	0.8	0.04	0.08	C01–02
Mouth	24	0.3	0.5	0.6	0.03	0.05	25	0.2	0.5	0.5	0.02	0.05	C03–06
Salivary glands	26	0.3	0.6	0.6	0.03	0.06	34	0.3	0.7	0.7	0.04	0.07	C07–08
Tonsil	10	0.1	0.2	0.3	0.01	0.03	0	0.0	0.0	0.0	0.00	0.00	C09
Other oropharynx	3	0.0	0.1	0.1	0.01	0.01	3	0.0	0.1	0.0	0.00	0.00	C10
Nasopharynx	5	0.1	0.1	0.1	0.00	0.00	2	0.0	0.0	0.0	0.00	0.01	C11
Hypopharynx	1	0.0	0.0	0.0	0.00	0.00	0	0.0	0.0	0.0	0.00	0.00	C12–13
Pharynx unspecified	3	0.0	0.1	0.1	0.00	0.00	2	0.0	0.0	0.0	0.00	0.00	C14
Oesophagus	72	0.8	1.6	1.7	0.06	0.16	31	0.3	0.7	0.6	0.01	0.05	C15
Stomach	804	9.2	18.0	19.5	0.74	2.15	707	6.2	14.9	13.6	0.67	1.43	C16
Small intestine	68	0.8	1.5	1.7	0.07	0.22	68	0.6	1.4	1.4	0.08	0.17	C17
Colon	411	4.7	9.2	9.8	0.49	0.99	440	3.8	9.3	8.5	0.40	0.94	C18
Rectum	182	2.1	4.1	4.5	0.21	0.53	201	1.8	4.2	4.0	0.20	0.48	C19–20
Anus	22	0.3	0.5	0.5	0.02	0.07	50	0.4	1.1	0.9	0.04	0.10	C21
Liver	234	2.7	5.2	5.9	0.21	0.68	253	2.2	5.3	4.9	0.17	0.49	C22
Gallbladder etc.	167	1.9	3.7	4.1	0.17	0.47	286	2.5	6.0	5.5	0.22	0.59	C23–24
Pancreas	146	1.7	3.3	3.6	0.17	0.42	227	2.0	4.8	4.3	0.18	0.42	C25
Nose, sinuses etc.	27	0.3	0.6	0.6	0.03	0.06	13	0.1	0.3	0.2	0.01	0.01	C30–31
Larynx	58	0.7	1.3	1.5	0.07	0.18	17	0.1	0.4	0.3	0.02	0.04	C32
Trachea, bronchus, and lung	333	3.8	7.4	8.2	0.28	0.96	342	3.0	7.2	6.8	0.33	0.79	C33–34
Other thoracic organs	12	0.1	0.3	0.3	0.01	0.01	14	0.1	0.3	0.3	0.01	0.02	C37–38
Bone	80	0.9	1.8	1.8	0.09	0.15	61	0.5	1.3	1.3	0.08	0.11	C40–41
Melanoma of skin	196	2.2	4.4	4.7	0.20	0.52	212	1.8	4.5	4.1	0.22	0.43	C43
Other skin	1813	20.8	40.5	44.0	1.73	4.75	2019	17.6	42.5	38.4	1.74	3.89	C44
Mesothelioma	14	0.2	0.3	0.4	0.02	0.03	8	0.1	0.2	0.1	0.01	0.01	C45
Kaposi sarcoma	67	0.8	1.5	1.4	0.10	0.12	13	0.1	0.3	0.3	0.02	0.02	C46
Connective and soft tissue	149	1.7	3.3	3.6	0.22	0.38	156	1.4	3.3	3.1	0.21	0.30	C47+C49
Breast	23	0.3	0.5	0.6	0.03	0.06	2055	17.9	43.2	41.8	2.91	4.82	C50
Vulva							31	0.3	0.7	0.6	0.02	0.05	C51
Vagina							24	0.2	0.5	0.5	0.02	0.06	C52
Cervix uteri							900	7.8	18.9	17.5	1.26	1.80	C53
Corpus uteri							307	2.7	6.5	6.3	0.45	0.75	C54
Uterus unspecified							47	0.4	1.0	0.9	0.05	0.08	C55
Ovary							450	3.9	9.5	9.0	0.64	0.95	C56
Other female genital organs							2	0.0	0.0	0.0	0.00	0.00	C57
Placenta							11	0.1	0.2	0.2	0.02	0.02	C58
Penis	47	0.5	1.1	1.1	0.05	0.10							C60
Prostate	2475	28.3	55.3	63.3	2.14	8.05							C61
Testis	280	3.2	6.3	5.6	0.39	0.43							C62
Other male genital organs	3	0.0	0.1	0.1	0.00	0.01							C63
Kidney	260	3.0	5.8	6.6	0.37	0.80	182	1.6	3.8	3.8	0.24	0.42	C64
Renal pelvis	3	0.0	0.1	0.1	0.00	0.00	2	0.0	0.0	0.0	0.00	0.00	C65
Ureter	1	0.0	0.0	0.0	0.00	0.00	1	0.0	0.0	0.0	0.00	0.00	C66
†Bladder	273	3.1	6.1	6.7	0.19	0.73	98	0.9	2.1	1.8	0.08	0.19	C67
Other urinary organs	4	0.0	0.1	0.1	0.00	0.02	1	0.0	0.0	0.0	0.00	0.00	C68
Eye	32	0.4	0.7	0.8	0.04	0.07	29	0.3	0.6	0.6	0.03	0.04	C69
Brain and nervous system	259	3.0	5.8	5.9	0.35	0.56	251	2.2	5.3	5.2	0.30	0.50	C70–72
Thyroid	445	5.1	10.0	10.2	0.77	1.11	2400	20.9	50.5	47.0	3.92	4.76	C73
Adrenal gland	8	0.1	0.2	0.2	0.01	0.01	6	0.1	0.1	0.1	0.01	0.01	C74
Other endocrine	11	0.1	0.2	0.2	0.02	0.02	7	0.1	0.1	0.2	0.01	0.01	C75
Hodgkin lymphoma	65	0.7	1.5	1.5	0.08	0.15	50	0.4	1.1	1.0	0.06	0.08	C81
Non-Hodgkin lymphoma	631	7.2	14.1	15.0	0.75	1.59	587	5.1	12.4	11.7	0.64	1.31	C82–86,C96
Immunoproliferative diseases	12	0.1	0.3	0.3	0.01	0.04	9	0.1	0.2	0.2	0.01	0.03	C88
Multiple myeloma	147	1.7	3.3	3.6	0.19	0.43	105	0.9	2.2	2.1	0.14	0.26	C90
Lymphoid leukaemia	216	2.5	4.8	5.2	0.27	0.34	161	1.4	3.4	3.7	0.19	0.26	C91
Myeloid leukaemia	179	2.0	4.0	4.2	0.21	0.43	175	1.5	3.7	3.6	0.22	0.35	C92–94
Leukaemia unspecified	29	0.3	0.6	0.7	0.03	0.04	58	0.5	1.2	1.1	0.04	0.10	C95
Myeloproliferative disorders	22	0.3	0.5	0.6	0.03	0.04	35	0.3	0.7	1.0	0.04	0.05	MPD
Myelodysplastic syndromes	34	0.4	0.8	0.8	0.04	0.08	45	0.4	0.9	0.8	0.04	0.07	MPS
Other and unspecified	144	1.6	3.2	3.5	0.17	0.36	227	2.0	4.8	4.5	0.21	0.53	O&U
All sites	10550		235.9	256.6	11.17	28.51	13486		283.7	266.1	16.27	28.02	C00–96
All sites except C44	8737	100.0	195.4	212.7	9.44	23.77	11467	100.0	241.3	227.7	14.54	24.13	C00–96 exc.C44

§Includes 23 cases of unknown age

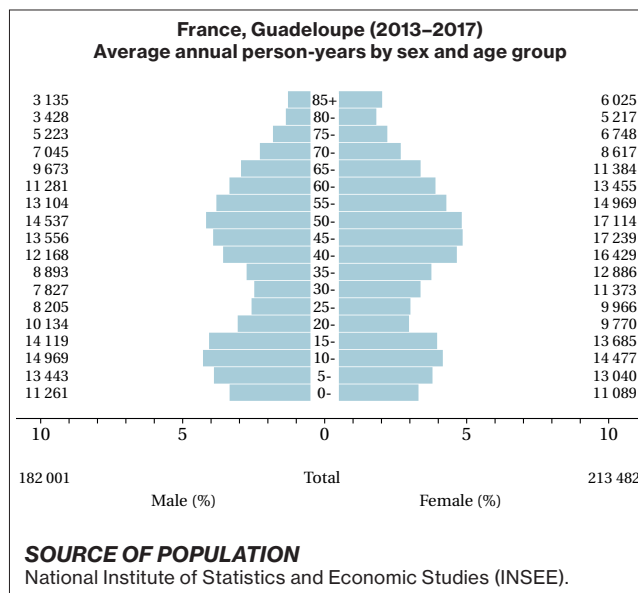
§Includes 26 cases of unknown age

†See note following population pyramid

France, Guadeloupe

CONTRIBUTORS

Jacqueline Deloumeaux
Bernard Bhakkan
Jessica Peruvien



NOTES ON THE DATA

*No DCO registrations.

20 major cancers, ASR (World) per 100 000

<i>Male</i>		<i>Female</i>	
Prostate	149.0	Breast	67.2
Colon	17.1	Colon	15.0
Trachea, bronchus, and lung	13.3	Corpus uteri	9.7
Stomach	12.9	Cervix uteri	7.4
Rectum	9.0	Stomach	6.2
Oesophagus	6.8	Trachea, bronchus, and lung	6.0
Kidney	6.1	Thyroid	5.5
Multiple myeloma	5.8	Ovary	5.2
Pancreas	5.8	Rectum	4.7
Non-Hodgkin lymphoma	5.5	Multiple myeloma	4.5
Liver	5.1	Pancreas	3.7
Myeloid leukaemia	4.3	Myeloid leukaemia	2.7
Larynx	4.1	Brain and nervous system	2.6
Bladder	3.5	Kidney	2.6
Lymphoid leukaemia	3.5	Lymphoid leukaemia	2.6
Melanoma of skin	3.3	Non-Hodgkin lymphoma	2.5
Mouth	3.1	Gallbladder etc.	2.2
Brain and nervous system	2.7	Myeloproliferative disorders	2.2
Other oropharynx	2.3	Other and unspecified	2.1
Other and unspecified	2.3	Melanoma of skin	1.7
All sites	292.6	All sites	172.5

*France, Guadeloupe (2013–2017)

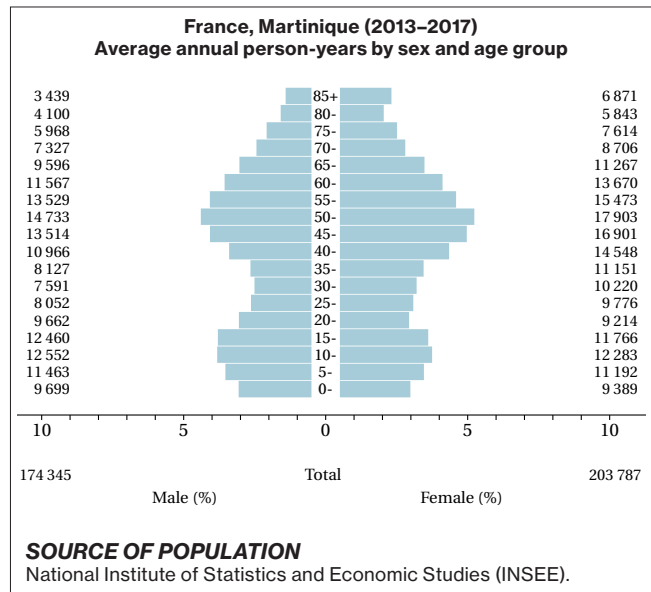
SITE	Male						Female						ICD-10
	No. cases	Freq. (%)	Crude rate (per 100 000)	ASR world	Cum. rates 0–64 (%)	Cum. rates 0–74 (%)	No. cases	Freq. (%)	Crude rate (per 100 000)	ASR world	Cum. rates 0–64 (%)	Cum. rates 0–74 (%)	
Lip	1	0.0	0.1	0.0	0.00	0.00	0	0.0	0.0	0.0	0.00	0.00	C00
Tongue	30	0.6	3.3	1.7	0.11	0.20	8	0.2	0.7	0.4	0.03	0.06	C01–02
Mouth	48	1.0	5.3	3.1	0.25	0.33	13	0.4	1.2	0.7	0.05	0.06	C03–06
Salivary glands	12	0.2	1.3	0.8	0.06	0.07	6	0.2	0.6	0.5	0.03	0.04	C07–08
Tonsil	34	0.7	3.7	2.2	0.17	0.30	3	0.1	0.3	0.2	0.02	0.02	C09
Other oropharynx	36	0.7	4.0	2.3	0.19	0.28	1	0.0	0.1	0.1	0.01	0.01	C10
Nasopharynx	9	0.2	1.0	0.6	0.04	0.08	3	0.1	0.3	0.2	0.02	0.02	C11
Hypopharynx	21	0.4	2.3	1.2	0.05	0.16	2	0.1	0.2	0.2	0.02	0.02	C12–13
Pharynx unspecified	10	0.2	1.1	0.7	0.06	0.07	1	0.0	0.1	0.1	0.01	0.01	C14
Oesophagus	114	2.3	12.5	6.8	0.45	0.84	19	0.6	1.8	1.0	0.07	0.10	C15
Stomach	242	4.9	26.6	12.9	0.52	1.44	162	4.9	15.2	6.2	0.30	0.66	C16
Small intestine	22	0.4	2.4	1.3	0.06	0.19	26	0.8	2.4	1.2	0.07	0.13	C17
Colon	296	5.9	32.5	17.1	0.90	2.17	349	10.6	32.7	15.0	0.90	1.70	C18
Rectum	142	2.8	15.6	9.0	0.57	1.08	100	3.0	9.4	4.7	0.31	0.56	C19–20
Anus	6	0.1	0.7	0.3	0.02	0.04	17	0.5	1.6	0.7	0.03	0.08	C21
Liver	86	1.7	9.5	5.1	0.31	0.60	25	0.8	2.3	0.9	0.05	0.09	C22
Gallbladder etc.	42	0.8	4.6	2.2	0.12	0.22	53	1.6	5.0	2.2	0.12	0.27	C23–24
Pancreas	108	2.2	11.9	5.8	0.28	0.66	95	2.9	8.9	3.7	0.17	0.47	C25
Nose, sinuses etc.	7	0.1	0.8	0.6	0.04	0.06	2	0.1	0.2	0.1	0.00	0.01	C30–31
Larynx	67	1.3	7.4	4.1	0.26	0.55	4	0.1	0.4	0.2	0.01	0.02	C32
Trachea, bronchus, and lung	229	4.6	25.2	13.3	0.79	1.64	126	3.8	11.8	6.0	0.37	0.68	C33–34
Other thoracic organs	5	0.1	0.5	0.3	0.02	0.05	1	0.0	0.1	0.0	0.00	0.00	C37–38
Bone	4	0.1	0.4	0.4	0.02	0.02	1	0.0	0.1	0.1	0.01	0.01	C40–41
Melanoma of skin	53	1.1	5.8	3.3	0.19	0.38	34	1.0	3.2	1.7	0.13	0.18	C43
Other skin	12	0.2	1.3	0.8	0.04	0.11	14	0.4	1.3	0.8	0.04	0.09	C44
Mesothelioma	2	0.0	0.2	0.1	0.00	0.01	2	0.1	0.2	0.1	0.00	0.01	C45
Kaposi sarcoma	15	0.3	1.6	0.9	0.03	0.11	0	0.0	0.0	0.0	0.00	0.00	C46
Connective and soft tissue	12	0.2	1.3	0.7	0.04	0.06	12	0.4	1.1	0.8	0.04	0.08	C47+C49
Breast	9	0.2	1.0	0.6	0.04	0.08	1163	35.4	109.0	67.2	5.14	7.48	C50
Vulva							16	0.5	1.5	0.6	0.03	0.07	C51
Vagina							9	0.3	0.8	0.4	0.02	0.04	C52
Cervix uteri							125	3.8	11.7	7.4	0.58	0.78	C53
Corpus uteri							203	6.2	19.0	9.7	0.55	1.30	C54
Uterus unspecified							17	0.5	1.6	0.9	0.07	0.09	C55
Ovary							76	2.3	7.1	5.2	0.39	0.50	C56
Other female genital organs							13	0.4	1.2	0.6	0.03	0.07	C57
Placenta							2	0.1	0.2	0.1	0.01	0.01	C58
Penis	26	0.5	2.9	1.4	0.06	0.15							C60
Prostate	2629	52.7	288.9	149.0	7.65	20.54							C61
Testis	17	0.3	1.9	2.0	0.16	0.16							C62
Other male genital organs	2	0.0	0.2	0.1	0.01	0.01							C63
Kidney	89	1.8	9.8	6.1	0.43	0.71	46	1.4	4.3	2.6	0.19	0.28	C64
Renal pelvis	6	0.1	0.7	0.3	0.02	0.02	2	0.1	0.2	0.1	0.01	0.01	C65
Ureter	0	0.0	0.0	0.0	0.00	0.00	0	0.0	0.0	0.0	0.00	0.00	C66
Bladder	72	1.4	7.9	3.5	0.13	0.38	33	1.0	3.1	1.2	0.05	0.11	C67
Other urinary organs	4	0.1	0.4	0.2	0.00	0.01	1	0.0	0.1	0.0	0.00	0.00	C68
Eye	4	0.1	0.4	0.4	0.02	0.03	4	0.1	0.4	0.4	0.02	0.02	C69
Brain and nervous system	32	0.6	3.5	2.7	0.15	0.27	35	1.1	3.3	2.6	0.14	0.24	C70–72
Thyroid	23	0.5	2.5	1.6	0.12	0.18	81	2.5	7.6	5.5	0.45	0.56	C73
Adrenal gland	3	0.1	0.3	0.4	0.02	0.03	2	0.1	0.2	0.2	0.01	0.01	C74
Other endocrine	1	0.0	0.1	0.2	0.01	0.01	1	0.0	0.1	0.1	0.00	0.01	C75
Hodgkin lymphoma	16	0.3	1.8	1.5	0.10	0.12	15	0.5	1.4	1.4	0.10	0.10	C81
Non-Hodgkin lymphoma	79	1.6	8.7	5.5	0.36	0.59	56	1.7	5.2	2.5	0.14	0.30	C82–86,C96
Immunoproliferative diseases	8	0.2	0.9	0.4	0.03	0.04	9	0.3	0.8	0.6	0.02	0.04	C88
Multiple myeloma	109	2.2	12.0	5.8	0.28	0.63	111	3.4	10.4	4.5	0.22	0.52	C90
Lymphoid leukaemia	50	1.0	5.5	3.5	0.16	0.35	40	1.2	3.7	2.6	0.16	0.28	C91
Myeloid leukaemia	56	1.1	6.2	4.3	0.28	0.42	40	1.2	3.7	2.7	0.16	0.29	C92–94
Leukaemia unspecified	3	0.1	0.3	0.2	0.02	0.02	1	0.0	0.1	0.0	0.00	0.01	C95
Myeloproliferative disorders	28	0.6	3.1	1.9	0.13	0.18	39	1.2	3.7	2.2	0.13	0.23	MPD
Myelodysplastic syndromes	27	0.5	3.0	1.3	0.06	0.13	34	1.0	3.2	1.4	0.08	0.14	MPS
Other and unspecified	40	0.8	4.4	2.3	0.14	0.26	46	1.4	4.3	2.1	0.11	0.23	O&U
All sites	4998		549.2	292.6	15.98	37.04	3299		309.1	172.5	11.61	19.12	C00–96
All sites except C44	4986	100.0	547.9	291.8	15.95	36.93	3285	100.0	307.8	171.7	11.58	19.03	C00–96 exc. C44

*See note following population pyramid

France, Martinique

CONTRIBUTORS

Clarisse Joachim
Jonathan Macni
Jacqueline Véronique-Baudin
Manon Boullard
Stephen Ulric-Gervaise
Aimée Pierre-Louis
Mylène Vestris
Murielle Beaubrun-Renard



NOTES ON THE DATA

*No DCO registrations.

20 major cancers, ASR (World) per 100 000

<i>Male</i>		<i>Female</i>	
Prostate	168.0	Breast	66.6
Colon	19.4	Colon	15.6
Stomach	13.1	Corpus uteri	9.2
Trachea, bronchus, and lung	10.9	Thyroid	8.0
Non-melanoma skin cancer	9.3	Trachea, bronchus, and lung	6.9
Rectum	8.7	Non-melanoma skin cancer	6.4
Pancreas	7.3	Cervix uteri	6.3
Multiple myeloma	6.6	Stomach	6.2
Lymphoid leukaemia	4.9	Rectum	5.3
Bladder	4.7	Multiple myeloma	4.7
Non-Hodgkin lymphoma	4.0	Pancreas	4.6
Kidney	3.9	Ovary	3.5
Myeloid leukaemia	3.3	Lymphoid leukaemia	3.5
Liver	2.9	Non-Hodgkin lymphoma	3.2
Oesophagus	2.9	Other and unspecified	2.7
Brain and nervous system	2.7	Kidney	2.3
Testis	2.6	Brain and nervous system	2.2
Melanoma of skin	2.5	Gallbladder etc.	1.8
Other and unspecified	2.4	Melanoma of skin	1.8
Tonsil	2.3	Myeloid leukaemia	1.5
All sites	307.2	All sites	176.8

***France, Martinique (2013–2017)**

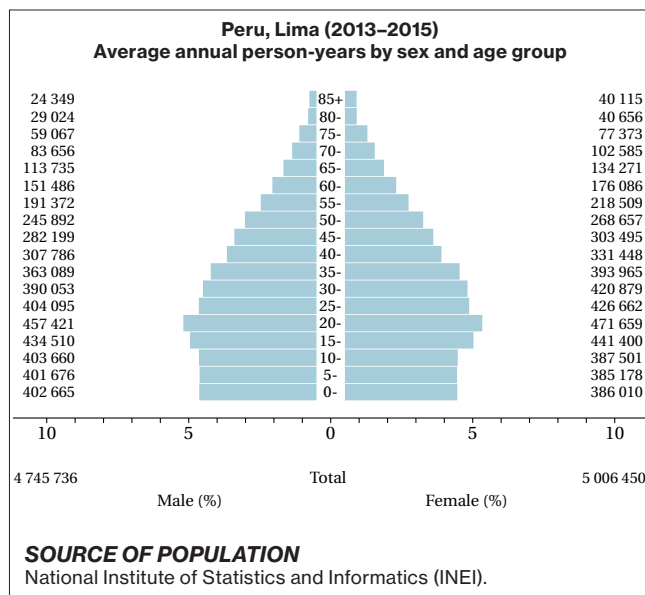
SITE	Male						Female						ICD-10
	No. cases	Freq. (%)	Crude rate (per 100 000)	ASR world	Cum. rates 0–64 (%)	Cum. rates 0–74 (%)	No. cases	Freq. (%)	Crude rate (per 100 000)	ASR world	Cum. rates 0–64 (%)	Cum. rates 0–74 (%)	
Lip	0	0.0	0.0	0.0	0.00	0.00	1	0.0	0.1	0.1	0.01	0.01	C00
Tongue	33	0.6	3.8	2.1	0.19	0.25	9	0.3	0.9	0.5	0.03	0.06	C01–02
Mouth	29	0.5	3.3	1.7	0.13	0.21	11	0.3	1.1	0.5	0.04	0.05	C03–06
Salivary glands	8	0.2	0.9	0.4	0.02	0.05	15	0.4	1.5	0.8	0.07	0.11	C07–08
Tonsil	33	0.6	3.8	2.3	0.17	0.27	11	0.3	1.1	0.6	0.06	0.07	C09
Other oropharynx	23	0.4	2.6	1.3	0.10	0.13	6	0.2	0.6	0.3	0.03	0.04	C10
Nasopharynx	11	0.2	1.3	1.0	0.07	0.09	4	0.1	0.4	0.1	0.01	0.02	C11
Hypopharynx	15	0.3	1.7	0.9	0.05	0.14	2	0.1	0.2	0.2	0.01	0.02	C12–13
Pharynx unspecified	5	0.1	0.6	0.2	0.02	0.02	2	0.1	0.2	0.1	0.01	0.01	C14
Oesophagus	50	0.9	5.7	2.9	0.18	0.37	9	0.3	0.9	0.4	0.02	0.07	C15
Stomach	265	5.0	30.4	13.1	0.57	1.58	176	5.2	17.3	6.2	0.29	0.62	C16
Small intestine	16	0.3	1.8	0.9	0.09	0.09	17	0.5	1.7	0.8	0.06	0.10	C17
Colon	376	7.1	43.1	19.4	1.02	2.28	359	10.6	35.2	15.6	0.97	1.77	C18
Rectum	159	3.0	18.2	8.7	0.54	1.07	111	3.3	10.9	5.3	0.33	0.66	C19–20
Anus	4	0.1	0.5	0.2	0.01	0.03	12	0.4	1.2	0.7	0.06	0.07	C21
Liver	52	1.0	6.0	2.9	0.17	0.34	32	0.9	3.1	1.3	0.05	0.11	C22
Gallbladder etc.	43	0.8	4.9	2.1	0.11	0.25	50	1.5	4.9	1.8	0.07	0.18	C23–24
Pancreas	136	2.6	15.6	7.3	0.39	0.92	126	3.7	12.4	4.6	0.22	0.52	C25
Nose, sinuses etc.	10	0.2	1.1	0.7	0.04	0.05	5	0.1	0.5	0.3	0.02	0.04	C30–31
Larynx	37	0.7	4.2	2.1	0.13	0.24	3	0.1	0.3	0.1	0.01	0.01	C32
Trachea, bronchus, and lung	206	3.9	23.6	10.9	0.65	1.26	154	4.5	15.1	6.9	0.44	0.88	C33–34
Other thoracic organs	21	0.4	2.4	1.2	0.06	0.16	15	0.4	1.5	0.7	0.04	0.06	C37–38
Bone	4	0.1	0.5	0.5	0.03	0.04	4	0.1	0.4	0.2	0.02	0.02	C40–41
Melanoma of skin	42	0.8	4.8	2.5	0.18	0.25	36	1.1	3.5	1.8	0.12	0.21	C43
Other skin	173	3.3	19.8	9.3	0.48	1.10	155	4.6	15.2	6.4	0.30	0.76	C44
Mesothelioma	4	0.1	0.5	0.3	0.03	0.03	0	0.0	0.0	0.0	0.00	0.00	C45
Kaposi sarcoma	6	0.1	0.7	0.2	0.00	0.01	1	0.0	0.1	0.0	0.00	0.00	C46
Connective and soft tissue	11	0.2	1.3	0.6	0.04	0.07	10	0.3	1.0	0.5	0.03	0.06	C47+C49
Breast	16	0.3	1.8	0.9	0.05	0.11	1169	34.5	114.7	66.6	5.20	7.33	C50
Vulva							8	0.2	0.8	0.3	0.01	0.04	C51
Vagina							12	0.4	1.2	0.5	0.03	0.04	C52
Cervix uteri							106	3.1	10.4	6.3	0.43	0.64	C53
Corpus uteri							211	6.2	20.7	9.2	0.48	1.22	C54
Uterus unspecified							6	0.2	0.6	0.3	0.02	0.04	C55
Ovary							62	1.8	6.1	3.5	0.26	0.40	C56
Other female genital organs							3	0.1	0.3	0.1	0.01	0.02	C57
Placenta							0	0.0	0.0	0.0	0.00	0.00	C58
Penis	13	0.2	1.5	0.6	0.01	0.07							C60
Prostate	2999	56.6	344.0	168.0	9.23	23.65							C61
Testis	17	0.3	2.0	2.6	0.18	0.18							C62
Other male genital organs	1	0.0	0.1	0.1	0.00	0.01							C63
Kidney	59	1.1	6.8	3.9	0.25	0.44	43	1.3	4.2	2.3	0.13	0.22	C64
Renal pelvis	0	0.0	0.0	0.0	0.00	0.00	0	0.0	0.0	0.0	0.00	0.00	C65
Ureter	0	0.0	0.0	0.0	0.00	0.00	0	0.0	0.0	0.0	0.00	0.00	C66
Bladder	94	1.8	10.8	4.7	0.27	0.51	38	1.1	3.7	1.3	0.04	0.14	C67
Other urinary organs	3	0.1	0.3	0.2	0.01	0.02	1	0.0	0.1	0.0	0.00	0.00	C68
Eye	3	0.1	0.3	0.4	0.02	0.03	1	0.0	0.1	0.3	0.01	0.01	C69
Brain and nervous system	42	0.8	4.8	2.7	0.17	0.30	30	0.9	2.9	2.2	0.14	0.21	C70–72
Thyroid	27	0.5	3.1	1.8	0.13	0.19	117	3.5	11.5	8.0	0.57	0.83	C73
Adrenal gland	2	0.0	0.2	0.2	0.02	0.02	2	0.1	0.2	0.1	0.01	0.01	C74
Other endocrine	3	0.1	0.3	0.5	0.03	0.03	1	0.0	0.1	0.1	0.01	0.01	C75
Hodgkin lymphoma	10	0.2	1.1	1.1	0.08	0.09	10	0.3	1.0	1.3	0.09	0.09	C81
Non-Hodgkin lymphoma	62	1.2	7.1	4.0	0.23	0.42	55	1.6	5.4	3.2	0.21	0.33	C82–86,C96
Immunoproliferative diseases	6	0.1	0.7	0.4	0.03	0.03	5	0.1	0.5	0.2	0.02	0.02	C88
Multiple myeloma	130	2.5	14.9	6.6	0.32	0.74	119	3.5	11.7	4.7	0.23	0.56	C90
Lymphoid leukaemia	74	1.4	8.5	4.9	0.23	0.47	76	2.2	7.5	3.5	0.17	0.41	C91
Myeloid leukaemia	53	1.0	6.1	3.3	0.21	0.32	32	0.9	3.1	1.5	0.07	0.17	C92–94
Leukaemia unspecified	1	0.0	0.1	0.0	0.00	0.00	0	0.0	0.0	0.0	0.00	0.00	C95
Myeloproliferative disorders	28	0.5	3.2	1.9	0.13	0.19	29	0.9	2.8	1.3	0.06	0.13	MPD
Myelodysplastic syndromes	10	0.2	1.1	0.4	0.00	0.04	10	0.3	1.0	0.4	0.01	0.06	MPS
Other and unspecified	43	0.8	4.9	2.4	0.11	0.31	64	1.9	6.3	2.7	0.15	0.30	O&U
All sites	5468		627.3	307.2	17.16	39.47	3546		348.0	176.8	11.66	19.73	C00–96
All sites except C44	5295	100.0	607.4	297.9	16.68	38.37	3391	100.0	332.8	170.4	11.36	18.98	C00–96 exc. C44

*See note following population pyramid

Peru, Lima

CONTRIBUTORS

Eduardo Payet
 Patricia Perez
 Ebert Poquioma
 Saria Villanueva
 Silvia Dominguez
 Marilyn Chavez
 Enrique Zevallos
 Ruth Avalos
 Corinna Rodriguez
 Margarita Espinoza
 Franklin Villalobos



NOTES ON THE DATA

*No official mortality data.

20 major cancers, ASR (World) per 100 000

<i>Male</i>		<i>Female</i>	
Prostate	45.1	Breast	43.1
Non-melanoma skin cancer	28.2	Non-melanoma skin cancer	24.0
Stomach	19.4	Cervix uteri	22.0
Trachea, bronchus, and lung	13.1	Stomach	14.4
Non-Hodgkin lymphoma	12.9	Thyroid	13.5
Colon	11.5	Colon	10.5
Kidney	9.1	Trachea, bronchus, and lung	9.8
Liver	5.5	Non-Hodgkin lymphoma	9.4
Other and unspecified	5.4	Ovary	7.8
Bladder	5.2	Corpus uteri	5.8
Brain and nervous system	5.2	Other and unspecified	5.8
Pancreas	5.2	Gallbladder etc.	5.3
Rectum	4.6	Pancreas	4.7
Gallbladder etc.	3.9	Liver	4.2
Testis	3.8	Kidney	3.8
Multiple myeloma	3.7	Rectum	3.8
Lymphoid leukaemia	3.4	Brain and nervous system	3.6
Myeloid leukaemia	3.1	Lymphoid leukaemia	3.2
Thyroid	2.9	Melanoma of skin	2.4
Connective and soft tissue	2.9	Myeloid leukaemia	2.3
All sites	218.7	All sites	222.6

***Peru, Lima (2013–2015)**

SITE	Male						Female						ICD-10
	§No. cases	Freq. (%)	Crude rate (per 100 000)	ASR world	Cum. rates 0–64 (%)	0–74 (%)	§No. cases	Freq. (%)	Crude rate (per 100 000)	ASR world	Cum. rates 0–64 (%)	0–74 (%)	
Lip	29	0.1	0.2	0.2	0.01	0.02	24	0.1	0.2	0.1	0.00	0.02	C00
Tongue	141	0.5	1.0	1.0	0.06	0.11	179	0.5	1.2	1.1	0.06	0.13	C01–02
Mouth	110	0.4	0.8	0.8	0.03	0.08	140	0.4	0.9	0.8	0.04	0.09	C03–06
Salivary glands	86	0.3	0.6	0.6	0.03	0.06	66	0.2	0.4	0.4	0.02	0.04	C07–08
Tonsil	42	0.2	0.3	0.3	0.03	0.04	18	0.1	0.1	0.1	0.01	0.01	C09
Other oropharynx	52	0.2	0.4	0.4	0.02	0.04	15	0.0	0.1	0.1	0.00	0.01	C10
Nasopharynx	33	0.1	0.2	0.2	0.02	0.03	21	0.1	0.1	0.1	0.01	0.01	C11
Hypopharynx	31	0.1	0.2	0.2	0.01	0.02	39	0.1	0.3	0.3	0.02	0.03	C12–13
Pharynx unspecified	7	0.0	0.0	0.1	0.00	0.01	5	0.0	0.0	0.0	0.00	0.00	C14
Oesophagus	238	0.9	1.7	1.7	0.06	0.19	122	0.4	0.8	0.7	0.04	0.07	C15
Stomach	2707	10.2	19.0	19.4	0.78	2.12	2510	7.6	16.7	14.4	0.70	1.51	C16
Small intestine	147	0.6	1.0	1.1	0.05	0.13	153	0.5	1.0	0.9	0.04	0.10	C17
Colon	1615	6.1	11.3	11.5	0.44	1.25	1861	5.6	12.4	10.5	0.43	1.10	C18
Rectum	635	2.4	4.5	4.6	0.21	0.52	640	1.9	4.3	3.8	0.20	0.43	C19–20
Anus	61	0.2	0.4	0.4	0.03	0.05	237	0.7	1.6	1.4	0.07	0.17	C21
Liver	773	2.9	5.4	5.5	0.24	0.58	754	2.3	5.0	4.2	0.15	0.39	C22
Gallbladder etc.	549	2.1	3.9	3.9	0.17	0.44	880	2.7	5.9	5.3	0.26	0.65	C23–24
Pancreas	717	2.7	5.0	5.2	0.21	0.57	834	2.5	5.6	4.7	0.19	0.53	C25
Nose, sinuses etc.	88	0.3	0.6	0.6	0.04	0.06	72	0.2	0.5	0.4	0.02	0.04	C30–31
Larynx	244	0.9	1.7	1.8	0.06	0.20	54	0.2	0.4	0.3	0.02	0.04	C32
Trachea, bronchus, and lung	1831	6.9	12.9	13.1	0.50	1.42	1689	5.1	11.2	9.8	0.46	1.10	C33–34
Other thoracic organs	105	0.4	0.7	0.8	0.03	0.08	82	0.2	0.5	0.5	0.03	0.05	C37–38
Bone	151	0.6	1.1	1.0	0.06	0.08	125	0.4	0.8	0.8	0.04	0.07	C40–41
Melanoma of skin	392	1.5	2.8	2.8	0.14	0.29	400	1.2	2.7	2.4	0.14	0.26	C43
Other skin	4034	15.2	28.3	28.2	0.93	2.66	4293	13.0	28.6	24.0	0.96	2.47	C44
Mesothelioma	76	0.3	0.5	0.6	0.03	0.07	47	0.1	0.3	0.3	0.02	0.03	C45
Kaposi sarcoma	279	1.0	2.0	1.7	0.12	0.15	48	0.1	0.3	0.3	0.01	0.02	C46
Connective and soft tissue	405	1.5	2.8	2.9	0.16	0.28	366	1.1	2.4	2.2	0.13	0.21	C47+C49
Breast	31	0.1	0.2	0.2	0.01	0.02	7029	21.2	46.8	43.1	3.12	4.79	C50
Vulva							164	0.5	1.1	0.9	0.03	0.09	C51
Vagina							60	0.2	0.4	0.4	0.02	0.04	C52
Cervix uteri							3627	10.9	24.1	22.0	1.68	2.33	C53
Corpus uteri							928	2.8	6.2	5.8	0.44	0.70	C54
Uterus unspecified							162	0.5	1.1	0.9	0.06	0.09	C55
Ovary							1271	3.8	8.5	7.8	0.56	0.83	C56
Other female genital organs							43	0.1	0.3	0.3	0.01	0.03	C57
Placenta							87	0.3	0.6	0.5	0.04	0.04	C58
Penis	169	0.6	1.2	1.2	0.06	0.12							C60
Prostate	6192	23.3	43.5	45.1	1.22	5.22							C61
Testis	606	2.3	4.3	3.8	0.27	0.29							C62
Other male genital organs	14	0.1	0.1	0.1	0.00	0.01							C63
Kidney	1226	4.6	8.6	9.1	0.50	1.10	601	1.8	4.0	3.8	0.22	0.42	C64
Renal pelvis	53	0.2	0.4	0.4	0.01	0.04	37	0.1	0.2	0.2	0.01	0.03	C65
Ureter	8	0.0	0.1	0.1	0.00	0.01	8	0.0	0.1	0.1	0.00	0.01	C66
Bladder	744	2.8	5.2	5.2	0.15	0.52	367	1.1	2.4	2.0	0.07	0.19	C67
Other urinary organs	10	0.0	0.1	0.1	0.00	0.01	7	0.0	0.0	0.0	0.00	0.00	C68
Eye	106	0.4	0.7	0.9	0.04	0.07	98	0.3	0.7	0.7	0.04	0.05	C69
Brain and nervous system	729	2.7	5.1	5.2	0.31	0.50	576	1.7	3.8	3.6	0.22	0.33	C70–72
Thyroid	406	1.5	2.9	2.9	0.19	0.31	2240	6.8	14.9	13.5	1.03	1.35	C73
Adrenal gland	17	0.1	0.1	0.1	0.01	0.01	11	0.0	0.1	0.1	0.01	0.01	C74
Other endocrine	16	0.1	0.1	0.1	0.01	0.01	16	0.0	0.1	0.1	0.01	0.01	C75
Hodgkin lymphoma	171	0.6	1.2	1.2	0.07	0.12	109	0.3	0.7	0.6	0.04	0.05	C81
Non-Hodgkin lymphoma	1826	6.9	12.8	12.9	0.66	1.34	1568	4.7	10.4	9.4	0.49	1.03	C82–86, C96
Immunoproliferative diseases	40	0.2	0.3	0.3	0.02	0.03	57	0.2	0.4	0.4	0.02	0.04	C88
Multiple myeloma	508	1.9	3.6	3.7	0.19	0.44	327	1.0	2.2	2.0	0.11	0.24	C90
Lymphoid leukaemia	453	1.7	3.2	3.4	0.18	0.24	437	1.3	2.9	3.2	0.18	0.23	C91
Myeloid leukaemia	441	1.7	3.1	3.1	0.18	0.29	370	1.1	2.5	2.3	0.13	0.21	C92–94
Leukaemia unspecified	169	0.6	1.2	1.2	0.05	0.10	177	0.5	1.2	1.0	0.04	0.08	C95
Myeloproliferative disorders	154	0.6	1.1	1.2	0.05	0.12	156	0.5	1.0	1.0	0.06	0.10	MPD
Myelodysplastic syndromes	216	0.8	1.5	1.5	0.04	0.12	211	0.6	1.4	1.2	0.05	0.13	MPS
Other and unspecified	763	2.9	5.4	5.4	0.24	0.54	1003	3.0	6.7	5.8	0.28	0.59	O&U
All sites	30646		215.3	218.7	8.93	23.11	37421		249.2	222.6	13.06	23.63	C00–96
All sites except C44	26612	100.0	186.9	190.5	8.00	20.45	33128	100.0	220.6	198.6	12.10	21.16	C00–96 exc. C44

§Includes 2 cases of unknown age

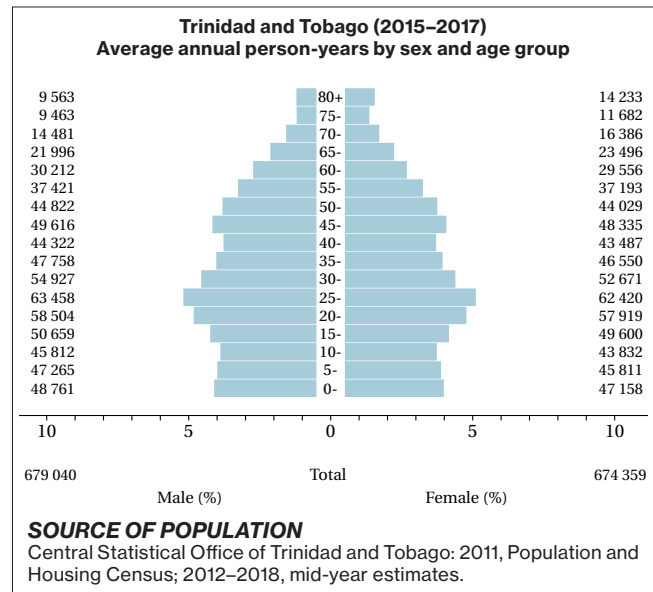
§Includes 6 cases of unknown age

*See note following population pyramid

Trinidad and Tobago

CONTRIBUTORS

Nkese Felix
 Emily Prince-Joseph
 Avion Quava-Jones
 Jessica Pena
 Abbi Phillip
 Tishana Sutherland



NOTES ON THE DATA

*No official mortality data.

†C67 (bladder cancer) includes neoplasms of uncertain or unknown behaviour together with invasive cancers.

20 major cancers, ASR (World) per 100 000

<i>Male</i>		<i>Female</i>	
Prostate	55.4	Breast	51.4
Trachea, bronchus, and lung	19.0	Corpus uteri	16.7
Colon	10.9	Cervix uteri	14.1
Rectum	6.4	Colon	10.1
Pancreas	6.4	Ovary	10.1
Other and unspecified	5.7	Trachea, bronchus, and lung	6.0
Multiple myeloma	4.5	Other and unspecified	5.1
Non-Hodgkin lymphoma	4.2	Rectum	4.6
Stomach	4.0	Pancreas	4.5
Bladder	3.9	Multiple myeloma	3.9
Larynx	3.4	Non-Hodgkin lymphoma	3.0
Brain and nervous system	3.2	Stomach	2.5
Oesophagus	3.2	Thyroid	2.4
Kidney	2.7	Brain and nervous system	2.3
Myeloid leukaemia	2.7	Gallbladder etc.	2.0
Liver	2.6	Non-melanoma skin cancer	1.5
Non-melanoma skin cancer	2.3	Connective and soft tissue	1.4
Lymphoid leukaemia	2.0	Myeloid leukaemia	1.4
Bone	1.2	Kidney	1.4
Tongue	1.0	Bladder	1.3
All sites	157.4	All sites	158.5

***Trinidad and Tobago (2015–2017)**

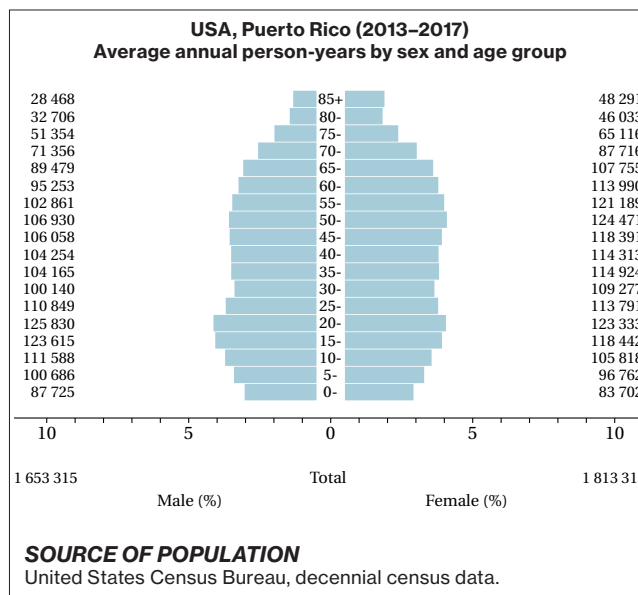
SITE	Male						Female						ICD-10
	No. cases	Freq. (%)	Crude rate (per 100 000)	ASR world	Cum. rates 0–64 (%)	Cum. rates 0–74 (%)	No. cases	Freq. (%)	Crude rate (per 100 000)	ASR world	Cum. rates 0–64 (%)	Cum. rates 0–74 (%)	
Lip	2	0.1	0.1	0.1	0.01	0.01	1	0.0	0.0	0.0	0.00	0.00	C00
Tongue	25	0.7	1.2	1.0	0.07	0.13	12	0.3	0.6	0.5	0.02	0.06	C01–02
Mouth	15	0.4	0.7	0.6	0.02	0.08	14	0.3	0.7	0.5	0.03	0.06	C03–06
Salivary glands	23	0.6	1.1	1.0	0.05	0.10	8	0.2	0.4	0.3	0.02	0.03	C07–08
Tonsil	15	0.4	0.7	0.6	0.02	0.10	1	0.0	0.0	0.0	0.00	0.01	C09
Other oropharynx	6	0.2	0.3	0.3	0.01	0.04	0	0.0	0.0	0.0	0.00	0.00	C10
Nasopharynx	15	0.4	0.7	0.6	0.04	0.09	6	0.1	0.3	0.3	0.01	0.04	C11
Hypopharynx	8	0.2	0.4	0.3	0.02	0.04	2	0.0	0.1	0.1	0.01	0.01	C12–13
Pharynx unspecified	12	0.3	0.6	0.5	0.02	0.07	2	0.0	0.1	0.0	0.00	0.00	C14
Oesophagus	77	2.0	3.8	3.2	0.16	0.43	22	0.5	1.1	0.9	0.04	0.12	C15
Stomach	99	2.6	4.9	4.0	0.21	0.47	73	1.8	3.6	2.5	0.12	0.26	C16
Small intestine	8	0.2	0.4	0.3	0.03	0.04	11	0.3	0.5	0.4	0.04	0.05	C17
Colon	265	7.0	13.0	10.9	0.54	1.39	271	6.6	13.4	10.1	0.64	1.17	C18
Rectum	158	4.2	7.8	6.4	0.38	0.80	124	3.0	6.1	4.6	0.23	0.57	C19–20
Anus	13	0.3	0.6	0.5	0.03	0.06	14	0.3	0.7	0.5	0.02	0.05	C21
Liver	63	1.7	3.1	2.6	0.17	0.32	36	0.9	1.8	1.3	0.06	0.14	C22
Gallbladder etc.	14	0.4	0.7	0.6	0.03	0.06	54	1.3	2.7	2.0	0.09	0.22	C23–24
Pancreas	156	4.1	7.7	6.4	0.30	0.79	130	3.2	6.4	4.5	0.20	0.53	C25
Nose, sinuses etc.	6	0.2	0.3	0.2	0.01	0.03	6	0.1	0.3	0.3	0.02	0.03	C30–31
Larynx	84	2.2	4.1	3.4	0.18	0.43	8	0.2	0.4	0.3	0.02	0.03	C32
Trachea, bronchus, and lung	465	12.3	22.8	19.0	1.02	2.54	161	3.9	8.0	6.0	0.35	0.68	C33–34
Other thoracic organs	6	0.2	0.3	0.3	0.02	0.02	9	0.2	0.4	0.4	0.02	0.04	C37–38
Bone	26	0.7	1.3	1.2	0.06	0.12	20	0.5	1.0	0.9	0.06	0.09	C40–41
Melanoma of skin	16	0.4	0.8	0.7	0.03	0.08	6	0.1	0.3	0.2	0.02	0.02	C43
Other skin	56	1.5	2.7	2.3	0.11	0.29	41	1.0	2.0	1.5	0.07	0.16	C44
Mesothelioma	3	0.1	0.1	0.1	0.01	0.02	1	0.0	0.0	0.0	0.00	0.01	C45
Kaposi sarcoma	2	0.1	0.1	0.1	0.00	0.00	1	0.0	0.0	0.0	0.00	0.00	C46
Connective and soft tissue	18	0.5	0.9	0.8	0.05	0.08	34	0.8	1.7	1.4	0.09	0.13	C47+C49
Breast	23	0.6	1.1	0.9	0.05	0.12	1329	32.4	65.7	51.4	3.66	5.99	C50
Vulva							13	0.3	0.6	0.5	0.03	0.06	C51
Vagina							14	0.3	0.7	0.5	0.03	0.07	C52
Cervix uteri							356	8.7	17.6	14.1	1.01	1.56	C53
Corpus uteri							431	10.5	21.3	16.7	1.02	2.18	C54
Uterus unspecified							30	0.7	1.5	1.1	0.05	0.13	C55
Ovary							266	6.5	13.1	10.1	0.68	1.19	C56
Other female genital organs							8	0.2	0.4	0.3	0.02	0.05	C57
Placenta							0	0.0	0.0	0.0	0.00	0.00	C58
Penis		0.6	1.0	0.9	0.04	0.11							C60
Prostate	1376	36.4	67.5	55.4	1.55	6.39							C61
Testis	18	0.5	0.9	0.7	0.06	0.06							C62
Other male genital organs	2	0.1	0.1	0.1	0.00	0.00							C63
Kidney	64	1.7	3.1	2.7	0.14	0.31	32	0.8	1.6	1.4	0.07	0.12	C64
Renal pelvis	0	0.0	0.0	0.0	0.00	0.00	0	0.0	0.0	0.0	0.00	0.00	C65
Ureter	1	0.0	0.0	0.0	0.00	0.01	0	0.0	0.0	0.0	0.00	0.00	C66
†Bladder	96	2.5	4.7	3.9	0.21	0.45	35	0.9	1.7	1.3	0.05	0.19	C67
Other urinary organs	1	0.0	0.0	0.0	0.00	0.00	0	0.0	0.0	0.0	0.00	0.00	C68
Eye	6	0.2	0.3	0.4	0.02	0.02	7	0.2	0.3	0.5	0.02	0.03	C69
Brain and nervous system	68	1.8	3.3	3.2	0.20	0.31	60	1.5	3.0	2.3	0.13	0.28	C70–72
Thyroid	18	0.5	0.9	0.7	0.03	0.07	61	1.5	3.0	2.4	0.17	0.26	C73
Adrenal gland	1	0.0	0.0	0.0	0.01	0.01	1	0.0	0.0	0.0	0.01	0.01	C74
Other endocrine	1	0.0	0.0	0.0	0.00	0.01	1	0.0	0.0	0.0	0.00	0.00	C75
Hodgkin lymphoma	20	0.5	1.0	0.9	0.05	0.08	19	0.5	0.9	0.9	0.07	0.07	C81
Non-Hodgkin lymphoma	97	2.6	4.8	4.2	0.26	0.47	78	1.9	3.9	3.0	0.18	0.32	C82–86,C96
Immunoproliferative diseases	0	0.0	0.0	0.0	0.00	0.00	1	0.0	0.0	0.0	0.00	0.01	C88
Multiple myeloma	108	2.9	5.3	4.5	0.20	0.61	103	2.5	5.1	3.9	0.19	0.58	C90
Lymphoid leukaemia	44	1.2	2.2	2.0	0.13	0.19	26	0.6	1.3	1.3	0.06	0.14	C91
Myeloid leukaemia	59	1.6	2.9	2.7	0.11	0.31	37	0.9	1.8	1.4	0.09	0.16	C92–94
Leukaemia unspecified	8	0.2	0.4	0.3	0.02	0.02	9	0.2	0.4	0.3	0.02	0.03	C95
Myeloproliferative disorders	1	0.0	0.0	0.0	0.00	0.00	8	0.2	0.4	0.3	0.02	0.03	MPD
Myelodysplastic syndromes	6	0.2	0.3	0.2	0.01	0.03	2	0.0	0.1	0.1	0.00	0.00	MPS
Other and unspecified	140	3.7	6.9	5.7	0.27	0.65	142	3.5	7.0	5.1	0.22	0.59	O&U
All sites	3835		188.3	157.4	6.93	18.87	4137		204.5	158.5	9.98	18.53	C00–96
All sites except C44	3779	100.0	185.5	155.1	6.82	18.57	4096	100.0	202.5	157.0	9.91	18.37	C00–96 exc. C44

*†See note following population pyramid

USA, Puerto Rico

CONTRIBUTORS

Diego E. Zavala Zegarra
 Carlos R. Torres Cintron
 Mariela Alvarado Ortiz
 Yadira Roman Ruiz
 Nivia E. Vazquez Cubano
 Yarenid Santiago Colon
 Julio Arce Cortes
 Omar Centeno Rodriguez
 Karen J. Ortiz Ortiz
 Guillermo Tortolero Luna



NOTES ON THE DATA

†C67 (bladder cancer) includes neoplasms of uncertain or unknown behaviour together with invasive cancers.

20 major cancers, ASR (World) per 100 000

<i>Male</i>		<i>Female</i>	
Prostate	95.9	Breast	66.1
Colon	22.4	Thyroid	36.5
Trachea, bronchus, and lung	13.9	Corpus uteri	20.9
Non-Hodgkin lymphoma	11.0	Colon	16.1
Rectum	10.7	Cervix uteri	10.1
Thyroid	9.4	Non-Hodgkin lymphoma	7.9
Bladder	9.0	Trachea, bronchus, and lung	7.3
Liver	8.9	Rectum	6.6
Kidney	8.5	Ovary	6.1
Pancreas	6.2	Kidney	4.3
Stomach	5.7	Pancreas	4.1
Testis	5.0	Stomach	3.8
Lymphoid leukaemia	4.5	Multiple myeloma	3.5
Multiple myeloma	4.5	Lymphoid leukaemia	3.5
Larynx	4.3	Myeloid leukaemia	3.2
Brain and nervous system	4.2	Brain and nervous system	3.1
Myeloid leukaemia	4.0	Other and unspecified	2.8
Other and unspecified	3.9	Liver	2.7
Oesophagus	3.7	Bladder	2.6
Tongue	2.9	Myeloproliferative disorders	2.2
All sites	272.3	All sites	235.6

USA, Puerto Rico (2013–2017)

SITE	Male						Female						ICD-10
	§No. cases	Freq. (%)	Crude rate (per 100 000)	ASR world	Cum. rates 0–64 (%)	0–74 (%)	§No. cases	Freq. (%)	Crude rate (per 100 000)	ASR world	Cum. rates 0–64 (%)	0–74 (%)	
Lip	100	0.2	1.2	0.7	0.04	0.08	64	0.2	0.7	0.3	0.01	0.03	C00
Tongue	408	1.0	4.9	2.9	0.21	0.35	140	0.4	1.5	0.8	0.05	0.09	C01–02
Mouth	310	0.8	3.8	2.1	0.14	0.27	166	0.4	1.8	0.8	0.05	0.09	C03–06
Salivary glands	151	0.4	1.8	1.0	0.06	0.09	92	0.2	1.0	0.6	0.03	0.05	C07–08
Tonsil	195	0.5	2.4	1.5	0.12	0.18	32	0.1	0.4	0.2	0.01	0.03	C09
Other oropharynx	94	0.2	1.1	0.7	0.06	0.09	17	0.0	0.2	0.1	0.01	0.01	C10
Nasopharynx	70	0.2	0.8	0.5	0.04	0.06	24	0.1	0.3	0.2	0.01	0.02	C11
Hypopharynx	136	0.3	1.6	0.9	0.06	0.12	10	0.0	0.1	0.1	0.00	0.01	C12–13
Pharynx unspecified	148	0.4	1.8	1.0	0.07	0.12	25	0.1	0.3	0.1	0.01	0.02	C14
Oesophagus	591	1.5	7.1	3.7	0.21	0.47	128	0.3	1.4	0.5	0.02	0.05	C15
Stomach	948	2.3	11.5	5.7	0.28	0.66	775	2.1	8.5	3.8	0.20	0.44	C16
Small intestine	204	0.5	2.5	1.4	0.09	0.17	157	0.4	1.7	0.8	0.05	0.10	C17
Colon	3467	8.5	41.9	22.4	1.24	2.66	3077	8.3	33.9	16.1	0.95	1.81	C18
Rectum	1522	3.7	18.4	10.7	0.69	1.32	1121	3.0	12.4	6.6	0.45	0.76	C19–20
Anus	119	0.3	1.4	0.9	0.06	0.10	235	0.6	2.6	1.2	0.08	0.14	C21
Liver	1383	3.4	16.7	8.9	0.52	1.12	597	1.6	6.6	2.7	0.11	0.30	C22
Gallbladder etc.	259	0.6	3.1	1.6	0.08	0.19	300	0.8	3.3	1.4	0.07	0.16	C23–24
Pancreas	984	2.4	11.9	6.2	0.33	0.74	884	2.4	9.8	4.1	0.20	0.45	C25
Nose, sinuses etc.	73	0.2	0.9	0.5	0.03	0.05	42	0.1	0.5	0.2	0.02	0.02	C30–31
Larynx	670	1.6	8.1	4.3	0.25	0.54	66	0.2	0.7	0.3	0.02	0.04	C32
Trachea, bronchus, and lung	2417	5.9	29.2	13.9	0.58	1.71	1534	4.1	16.9	7.3	0.38	0.86	C33–34
Other thoracic organs	45	0.1	0.5	0.5	0.03	0.04	23	0.1	0.3	0.2	0.01	0.02	C37–38
Bone	109	0.3	1.3	1.1	0.07	0.09	71	0.2	0.8	0.7	0.04	0.05	C40–41
Melanoma of skin	415	1.0	5.0	2.9	0.17	0.30	312	0.8	3.4	2.1	0.15	0.21	C43
Other skin	144	0.4	1.7	1.0	0.05	0.10	120	0.3	1.3	0.7	0.04	0.07	C44
Mesothelioma	31	0.1	0.4	0.2	0.01	0.02	11	0.0	0.1	0.1	0.00	0.01	C45
Kaposi sarcoma	86	0.2	1.0	0.8	0.06	0.08	20	0.1	0.2	0.1	0.00	0.01	C46
Connective and soft tissue	269	0.7	3.3	2.2	0.14	0.21	212	0.6	2.3	1.4	0.09	0.14	C47+C49
Breast	97	0.2	1.2	0.7	0.04	0.07	10469	28.1	115.5	66.1	4.70	7.71	C50
Vulva							256	0.7	2.8	1.2	0.07	0.14	C51
Vagina							120	0.3	1.3	0.7	0.04	0.08	C52
Cervix uteri							1211	3.3	13.4	10.1	0.79	0.97	C53
Corpus uteri							3128	8.4	34.5	20.9	1.61	2.46	C54
Uterus unspecified							112	0.3	1.2	0.6	0.04	0.07	C55
Ovary							940	2.5	10.4	6.1	0.43	0.68	C56
Other female genital organs							66	0.2	0.7	0.3	0.02	0.04	C57
Placenta							8	0.0	0.1	0.1	0.01	0.01	C58
Penis	249	0.6	3.0	1.6	0.09	0.18							C60
Prostate	15031	36.9	181.8	95.9	5.03	13.06							C61
Testis	403	1.0	4.9	5.0	0.36	0.37							C62
Other male genital organs	28	0.1	0.3	0.2	0.01	0.03							C63
Kidney	1154	2.8	14.0	8.5	0.58	1.01	657	1.8	7.2	4.3	0.30	0.48	C64
Renal pelvis	43	0.1	0.5	0.2	0.01	0.02	37	0.1	0.4	0.2	0.01	0.02	C65
Ureter	40	0.1	0.5	0.2	0.00	0.02	26	0.1	0.3	0.1	0.00	0.01	C66
†Bladder	1620	4.0	19.6	9.0	0.38	1.01	564	1.5	6.2	2.6	0.13	0.30	C67
Other urinary organs	40	0.1	0.5	0.2	0.01	0.03	15	0.0	0.2	0.1	0.00	0.01	C68
Eye	102	0.3	1.2	0.8	0.04	0.08	49	0.1	0.5	0.5	0.02	0.03	C69
Brain and nervous system	445	1.1	5.4	4.2	0.24	0.39	391	1.1	4.3	3.1	0.18	0.27	C70–72
Thyroid	1047	2.6	12.7	9.4	0.72	0.99	4284	11.5	47.3	36.5	2.91	3.56	C73
Adrenal gland	32	0.1	0.4	0.4	0.02	0.03	22	0.1	0.2	0.3	0.02	0.02	C74
Other endocrine	15	0.0	0.2	0.2	0.01	0.01	17	0.0	0.2	0.1	0.01	0.02	C75
Hodgkin lymphoma	240	0.6	2.9	2.5	0.18	0.22	220	0.6	2.4	2.2	0.15	0.17	C81
Non-Hodgkin lymphoma	1510	3.7	18.3	11.0	0.67	1.17	1336	3.6	14.7	7.9	0.50	0.88	C82–86,C96
Immunoproliferative diseases	106	0.3	1.3	0.7	0.03	0.08	108	0.3	1.2	0.6	0.04	0.08	C88
Multiple myeloma	735	1.8	8.9	4.5	0.22	0.53	678	1.8	7.5	3.5	0.21	0.43	C90
Lymphoid leukaemia	541	1.3	6.5	4.5	0.25	0.44	428	1.1	4.7	3.5	0.19	0.29	C91
Myeloid leukaemia	542	1.3	6.6	4.0	0.24	0.40	482	1.3	5.3	3.2	0.21	0.33	C92–94
Leukaemia unspecified	61	0.1	0.7	0.3	0.01	0.03	59	0.2	0.7	0.2	0.01	0.02	C95
Myeloproliferative disorders	397	1.0	4.8	2.6	0.12	0.31	397	1.1	4.4	2.2	0.13	0.24	MPD
Myelodysplastic syndromes	402	1.0	4.9	2.1	0.06	0.21	442	1.2	4.9	2.0	0.07	0.22	MPS
Other and unspecified	631	1.5	7.6	3.9	0.19	0.43	569	1.5	6.3	2.8	0.16	0.28	O&U
All sites	40859		494.3	272.3	15.20	33.05	37346		411.9	235.6	16.01	25.76	C00–96
All sites except C44	40715	100.0	492.5	271.4	15.15	32.95	37226	100.0	410.6	234.8	15.97	25.70	C00–96 exc. C44

§Includes 4 cases of unknown age

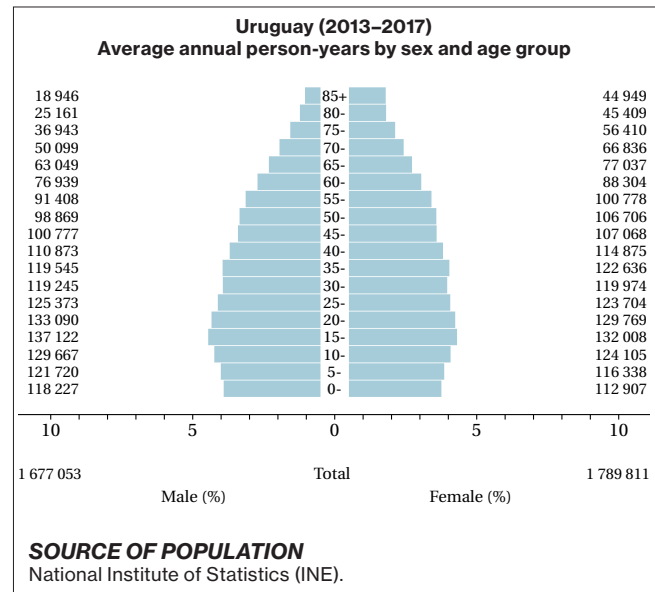
§Includes 5 cases of unknown age

†See note following population pyramid

Uruguay

CONTRIBUTORS

Enrique Barrios
 Rafael Alonso
 Mariela Garau
 Carina Musetti



NOTES ON THE DATA

*High DCO%.

†C67 (bladder cancer) includes neoplasms of uncertain or unknown behaviour together with invasive cancers.

20 major cancers, ASR (World) per 100 000

<i>Male</i>		<i>Female</i>	
Non-melanoma skin cancer	57.5	Breast	71.2
Prostate	57.4	Non-melanoma skin cancer	41.3
Trachea, bronchus, and lung	44.4	Colon	18.7
Colon	24.7	Cervix uteri	13.7
Kidney	16.9	Thyroid	13.3
Bladder	16.3	Trachea, bronchus, and lung	13.2
Stomach	12.7	Pancreas	8.2
Rectum	11.9	Ovary	8.2
Pancreas	11.0	Corpus uteri	8.1
Non-Hodgkin lymphoma	10.9	Non-Hodgkin lymphoma	7.6
Other and unspecified	9.2	Kidney	7.4
Testis	7.4	Rectum	7.1
Oesophagus	6.1	Other and unspecified	6.0
Brain and nervous system	6.0	Stomach	5.6
Melanoma of skin	5.5	Melanoma of skin	4.4
Larynx	5.3	Brain and nervous system	4.1
Liver	4.0	Bladder	3.6
Lymphoid leukaemia	3.6	Gallbladder etc.	3.6
Multiple myeloma	3.4	Lymphoid leukaemia	2.5
Gallbladder etc.	3.2	Myeloid leukaemia	2.2
All sites	349.9	All sites	272.9

***Uruguay (2013–2017)**

SITE	Male						Female						ICD-10
	§No. cases	Freq. (%)	Crude rate (per 100 000)	ASR world	Cum. rates 0–64 (%)	0–74 (%)	§No. cases	Freq. (%)	Crude rate (per 100 000)	ASR world	Cum. rates 0–64 (%)	0–74 (%)	
Lip	63	0.2	0.8	0.5	0.03	0.06	7	0.0	0.1	0.0	0.00	0.00	C00
Tongue	278	0.8	3.3	2.5	0.16	0.31	106	0.3	1.2	0.6	0.03	0.07	C01–02
Mouth	222	0.6	2.6	1.9	0.13	0.23	113	0.3	1.3	0.6	0.03	0.06	C03–06
Salivary glands	94	0.3	1.1	0.8	0.04	0.10	72	0.2	0.8	0.5	0.03	0.05	C07–08
Tonsil	153	0.4	1.8	1.4	0.10	0.18	39	0.1	0.4	0.3	0.02	0.04	C09
Other oropharynx	75	0.2	0.9	0.7	0.04	0.10	9	0.0	0.1	0.1	0.00	0.01	C10
Nasopharynx	81	0.2	1.0	0.7	0.05	0.09	24	0.1	0.3	0.2	0.01	0.02	C11
Hypopharynx	110	0.3	1.3	0.9	0.07	0.12	17	0.0	0.2	0.1	0.01	0.01	C12–13
Pharynx unspecified	53	0.1	0.6	0.4	0.02	0.06	11	0.0	0.1	0.1	0.00	0.01	C14
Oesophagus	792	2.2	9.4	6.1	0.31	0.71	410	1.2	4.6	2.1	0.10	0.24	C15
Stomach	1598	4.4	19.1	12.7	0.64	1.55	1012	3.0	11.3	5.6	0.29	0.62	C16
Small intestine	137	0.4	1.6	1.2	0.07	0.15	131	0.4	1.5	0.9	0.05	0.11	C17
Colon	3197	8.9	38.1	24.7	1.13	2.84	3329	9.7	37.2	18.7	0.96	2.10	C18
Rectum	1507	4.2	18.0	11.9	0.60	1.42	1151	3.4	12.9	7.1	0.41	0.82	C19–20
Anus	132	0.4	1.6	1.2	0.08	0.14	227	0.7	2.5	1.4	0.08	0.16	C21
Liver	490	1.4	5.8	4.0	0.20	0.52	201	0.6	2.2	1.1	0.05	0.14	C22
Gallbladder etc.	435	1.2	5.2	3.2	0.12	0.37	662	1.9	7.4	3.6	0.17	0.42	C23–24
Pancreas	1414	3.9	16.9	11.0	0.53	1.32	1615	4.7	18.0	8.2	0.34	0.96	C25
Nose, sinuses etc.	72	0.2	0.9	0.6	0.04	0.07	32	0.1	0.4	0.2	0.02	0.02	C30–31
Larynx	631	1.8	7.5	5.3	0.33	0.68	104	0.3	1.2	0.7	0.04	0.08	C32
Trachea, bronchus, and lung	5489	15.2	65.5	44.4	2.29	5.79	2005	5.9	22.4	13.2	0.85	1.69	C33–34
Other thoracic organs	54	0.1	0.6	0.5	0.03	0.05	33	0.1	0.4	0.2	0.01	0.02	C37–38
Bone	101	0.3	1.2	1.1	0.06	0.09	67	0.2	0.7	0.7	0.04	0.06	C40–41
Melanoma of skin	667	1.9	8.0	5.5	0.31	0.61	609	1.8	6.8	4.4	0.30	0.46	C43
Other skin	7580	21.0	90.4	57.5	2.64	6.33	6949	20.3	77.7	41.3	2.35	4.64	C44
Mesothelioma	38	0.1	0.5	0.3	0.01	0.04	23	0.1	0.3	0.1	0.01	0.02	C45
Kaposi sarcoma	50	0.1	0.6	0.5	0.04	0.05	19	0.1	0.2	0.2	0.01	0.02	C46
Connective and soft tissue	227	0.6	2.7	2.0	0.10	0.21	218	0.6	2.4	1.6	0.10	0.16	C47+C49
Breast	81	0.2	1.0	0.6	0.03	0.08	9649	28.2	107.8	71.2	5.09	8.00	C50
Vulva							228	0.7	2.5	1.3	0.06	0.14	C51
Vagina							87	0.3	1.0	0.5	0.04	0.06	C52
Cervix uteri							1550	4.5	17.3	13.7	1.10	1.34	C53
Corpus uteri							1176	3.4	13.1	8.1	0.54	1.01	C54
Uterus unspecified							211	0.6	2.4	1.2	0.07	0.12	C55
Ovary							1125	3.3	12.6	8.2	0.56	0.93	C56
Other female genital organs							83	0.2	0.9	0.4	0.02	0.04	C57
Placenta							8	0.0	0.1	0.1	0.01	0.01	C58
Penis	157	0.4	1.9	1.2	0.06	0.13							C60
Prostate	7363	20.4	87.8	57.4	2.35	7.58							C61
Testis	663	1.8	7.9	7.4	0.55	0.57							C62
Other male genital organs	15	0.0	0.2	0.1	0.01	0.02							C63
Kidney	1977	5.5	23.6	16.9	1.04	2.07	1056	3.1	11.8	7.4	0.50	0.86	C64
Renal pelvis	55	0.2	0.7	0.5	0.02	0.06	29	0.1	0.3	0.2	0.01	0.02	C65
Ureter	18	0.0	0.2	0.1	0.01	0.02	16	0.0	0.2	0.1	0.00	0.01	C66
†Bladder	2150	6.0	25.6	16.3	0.67	2.00	673	2.0	7.5	3.6	0.19	0.42	C67
Other urinary organs	33	0.1	0.4	0.2	0.01	0.02	5	0.0	0.1	0.0	0.00	0.00	C68
Eye	46	0.1	0.5	0.4	0.02	0.03	35	0.1	0.4	0.3	0.02	0.03	C69
Brain and nervous system	628	1.7	7.5	6.0	0.37	0.62	550	1.6	6.1	4.1	0.25	0.40	C70–72
Thyroid	301	0.8	3.6	3.0	0.24	0.31	1405	4.1	15.7	13.3	1.06	1.27	C73
Adrenal gland	19	0.1	0.2	0.3	0.01	0.02	33	0.1	0.4	0.5	0.02	0.03	C74
Other endocrine	6	0.0	0.1	0.1	0.00	0.00	7	0.0	0.1	0.0	0.00	0.01	C75
Hodgkin lymphoma	238	0.7	2.8	2.6	0.18	0.21	196	0.6	2.2	2.0	0.14	0.17	C81
Non-Hodgkin lymphoma	1249	3.5	14.9	10.9	0.63	1.19	1133	3.3	12.7	7.6	0.45	0.89	C82–86,C96
Immunoproliferative diseases	33	0.1	0.4	0.3	0.02	0.02	29	0.1	0.3	0.2	0.01	0.02	C88
Multiple myeloma	421	1.2	5.0	3.4	0.17	0.39	384	1.1	4.3	2.2	0.11	0.27	C90
Lymphoid leukaemia	383	1.1	4.6	3.6	0.16	0.29	277	0.8	3.1	2.5	0.13	0.19	C91
Myeloid leukaemia	318	0.9	3.8	2.9	0.16	0.28	295	0.9	3.3	2.2	0.12	0.22	C92–94
Leukaemia unspecified	88	0.2	1.0	0.6	0.02	0.06	90	0.3	1.0	0.4	0.01	0.03	C95
Myeloproliferative disorders	133	0.4	1.6	1.1	0.05	0.14	117	0.3	1.3	0.7	0.04	0.09	MPD
Myelodysplastic syndromes	223	0.6	2.7	1.5	0.06	0.15	252	0.7	2.8	1.3	0.06	0.14	MPS
Other and unspecified	1267	3.5	15.1	9.2	0.35	0.93	1285	3.8	14.4	6.0	0.24	0.61	O&U
All sites	43605		520.0	349.9	17.39	41.35	41179		460.1	272.9	17.19	30.31	C00–96
All sites except C44	36025	100.0	429.6	292.5	14.75	35.01	34230	100.0	382.5	231.6	14.84	25.67	C00–96 exc.C44

§Includes 22 cases of unknown age

§Includes 15 cases of unknown age

*†See note following population pyramid